



Yoga Scoring System

www.ycsas.in

INDEX

SERIAL	TOPIC	PAGE
1	Introduction	3
2	Benefits and Requirements	4
3	Users of YSS	5
4	Role of different Users	6
5	Candidates / Participants	8
6	Admin / Event Manager Duties (Part 1) before the event	12
7	Registration	19
8	Admin / Event Manager Duties (Part 2) before start of a group	22
9	Stage Marshall	26
10	Judgement with the system	34
11	Admin / Event Manger Duties (Part 3) at the end of a Group	44
12	Conclusion	55

INTRODUCTION

Nowadays so many Yoga Competitions are arranged by different Organizations in District, State, National and International level. They still follow manual judgment system where judges use pen and paper to write marks of all participants. The process of calculation of result in manual way in these competitions are very difficult as there are elimination of highest and lowest marks for each asana performed by each candidate. The complexity becomes more where number of candidates are in large numbers. The calculation process takes long time. That is why the result for any group is delayed. Moreover, there is a high chance of miscalculation and thereby erroneous result. In some competitions judges show the marks by raising a number plate, but in the maximum competitions it is absent. So the competitors never know the marks they got.

From this realization, we dreamed about how to make a digital system to bring a new history of Yoga World.

Yoga Scoring System (YSS) is a web based software which can be implemented at any Yoga competition / championship. The software provides on-screen judgement system by which the participant, guardians, coaches and all audiences can view the marks obtained in each asana performed by participants. The judges use their smartphone to submit marks of the candidates. So soon as the competition for any batch is over, the result can be displayed or announced. It is a very transparent, accurate and paperless process. The overall duration of a competition can be reduced by this system as there is zero delay in calculating results. The guardians and other audiences become happy because everything is transparent to them and there is no error during calculation of result. The system calculates the ranks for all the participants in a particular group. The participants who do not get any position also can come to know their individual marks for the all the asana and hence they will understand and try to improve for the future competitions. In short, the system enhances the glamour, quality and the standard of a competition.

BENEFITS AND REQUIREMENTS

Benefits

There are a lots of benefits of using YSS in any Yoga Event. Some of them are listed below:

1. Live and Instant on-screen Marks
2. 100% accuracy in results
3. Completely Transparent System
4. Complete Paperless system
5. The competition becomes of less duration
6. No headache of calculation of results
7. Less manpower required
8. One touch registration
9. One touch Date of Birth Verification
10. Only smart phones with internet connectivity is required.
11. Well-equipped Stage Marshall
12. Competition becomes super easy
13. The marks and results come out directly in the visual display as well as in the website.
14. Anyone can view marks by typing tag/chess number in his phone
15. Marks are stored permanently, so any one can view marks at any time.
16. Guardians, Coaches and other audiences become happy because of transparency.
17. The system calculates the ranks for all the participants in the group.
18. The system enhances the glamour, quality and the standard of a competition.

and many more....

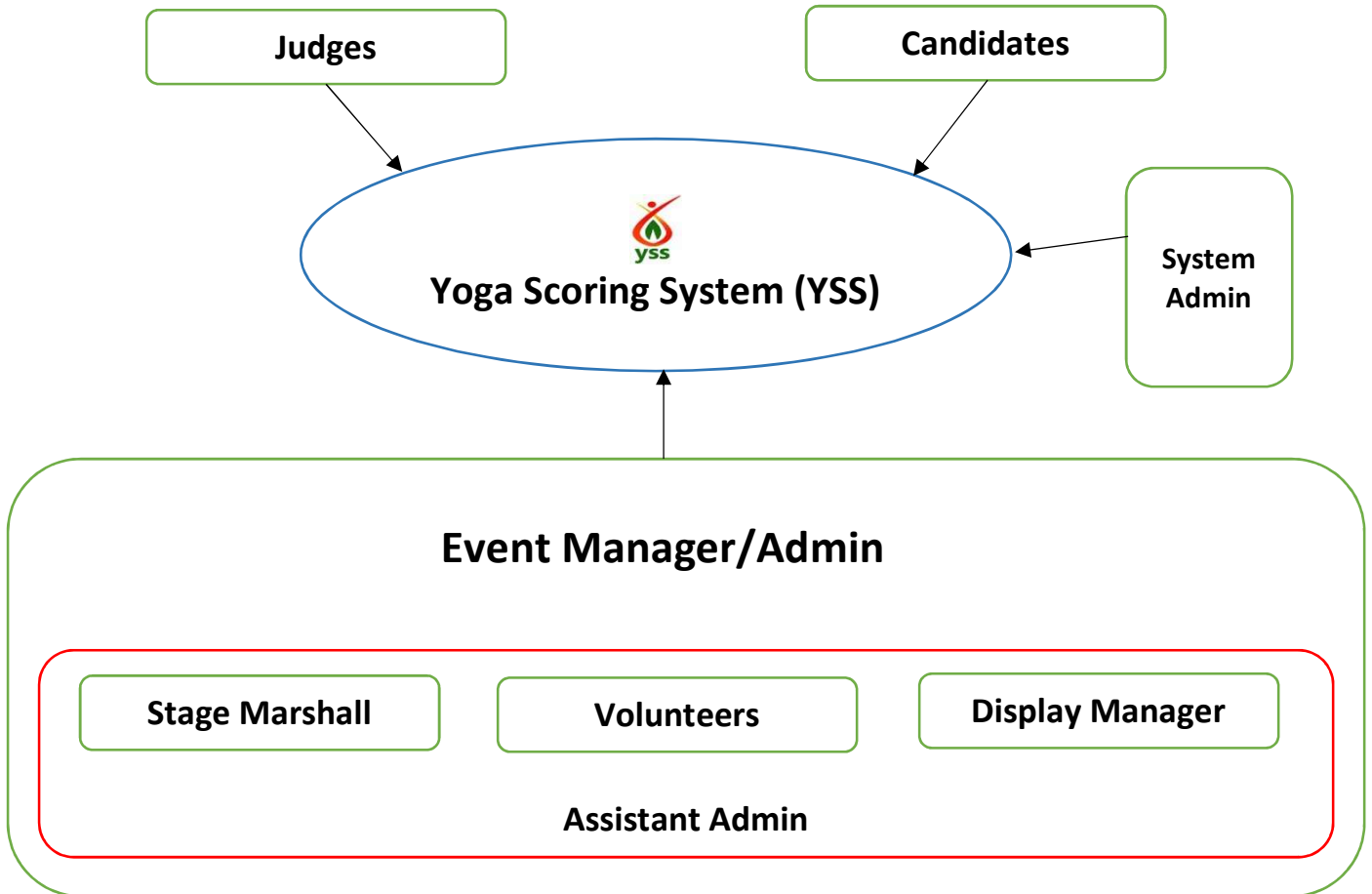
Requirements

For Judges and all Users: Smartphone with active Internet connection.

For Admin: One Laptop with Internet and a Printer

To Display: Projector (for in house auditorium) or Large Screen Display (for Outdoor) to display marks.

USERS OF YSS



ROLE OF DIFFERENT USERS

The followings are the users along with their roles in YSS:

1. **Judges:** They will do judgement and put marks in the system. For that they should have individual login account in the system.
2. **Candidates:** They can login by their account and can view all marks they got in different competitions they performed. They also should have individual account to do that.
3. **Event Manager / Admin:** The main responsible person for any competition. He will have full control in his competition. He can do the following tasks:
 - (i) Tag Judges from Judge list: Judge list is a pool of judges who have an account in the system. The Admin have to select (tag) judges from there. Only these judges will be available for the competition. Admin can also create account of a judge who is new to the system.
 - (ii) **Create user accounts (Assistant Admin)** for his competition: Only an Event Manager cannot manage the whole event. So he will create some accounts get assistance. The types of Assistant Admins are:
 - (a) **Volunteers:** They can do the following works:
 - I. They will able to register the names of candidates for a competition. If the competition is Open, then they only tag the candidates from the pool of candidates in the system. If the competition is Closed type, then they have to enter the details of candidates by typing.
 - II. If the competition is of Open type, volunteers will verify date of birth of the candidates in the DOB verification counter. It is a one touch process.
 - III. One volunteer per stage will have the responsibility to show the marks given by judges to each participant and to each Asana in the display.
 - (b) **Stage Marshall:** He will be responsible for conducting a group on stage. He will have full control over the judges. He can select judges for judgment in a particular group. He also can select the syllabus of Asana for a group. He will select the candidates from the candidate list and send them to judges in a batch. Judges can give marks only to these candidates selected by a Stage Marshall.

- (iii) **Creating Age Groups:** All the individual group should be created by event manager/admin. While creating group an admin has to specify the group name, start and end age for the group, and gender for the group. These group will be visible while registering the names of candidates in the system. If it is an open type competition, where the candidates create their own account specifying their date of birth, the system automatically prompts the group for a particular candidate by calculating age from date of birth.
 - (iv) **Selection of Stage Marshall:** Admin will select who will perform Stage Marshall role in which stage. No other person other than person selected by admin cannot conduct this role.
 - (v) **Add Yoga in a Group:** Here Admin has to specify the Yoga list or syllabus for a particular group. i.e. what are the Asana to be performed in a particular group. Though this task also can be carried out by Stage Marshall before start of any group.
 - (vi) **Add Judge in a Group:** Here Admin has to specify Judge list for a group in the same way as Yoga. Though this task also can be carried out by Stage Marshall before start of any group.
 - (vii) **Candidate List:** Admin can take a print out of Candidate list group wise after registration. He can also get a report of number of candidates group wise registered for the event.
 - (viii) **Result and Scrutiny Sheet:** Admin can take print of result from this section. There are different type of results and will be discussed latter on.
 - (ix) **Judge Sheet:** All judge sheets after judgement can be found under this option.
 - (x) **Candidate Marks:** Admin can check all marks of individual candidates.
 - (xi) **Marks Edit:** Marks edit option is available to judges during judgment. But still if any case any marks required to be edited, only admin can do it.
 - (xii) **Profile Password:** Admin can change profile password and other information.
4. **System Admin:** They are the developer of the system. They can grant and revoke access of different users to the system. They have all power to develop, protect and backing up the system.


CANDIDATES / PARTICIPANTS

Here we will discuss about role of candidates in two different type of competitions: 1) Open type
2) Closed type.

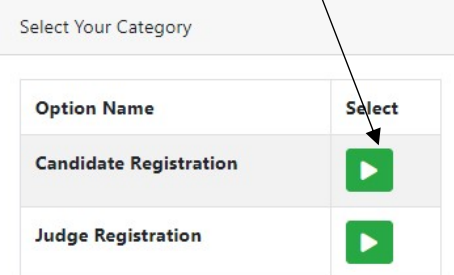
Open Competition

In this type of competition anyone can participate. Here every participant should have a YSS id. It is a number. To get it open an account in the website www.ycsas.in. If you have already an account, don't open it again. Same YCC id will be used in all competitions. No name will be registered without YSS id. Below pictures depicts the step of creating an account:

1. Go to www.ycsas.in and click "Sign up here"

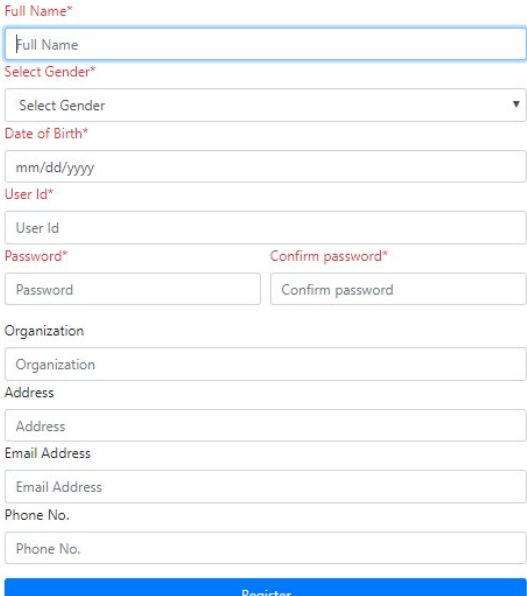


2. Click "Select" green button beside "Candidate Registration"



Option Name	Select
Candidate Registration	
Judge Registration	

3. Fill up the form and click "Register"



A registration confirmation message window will appear showing YSS Id and candidate details with some important points as shown:

Important Points

1) Please remember and note the YSS Id. This ID is required for registration to all championships where YSS will be used. You need to tell the ID at registration desk. This is one time registration. DO NOT REGISTER AGAIN.

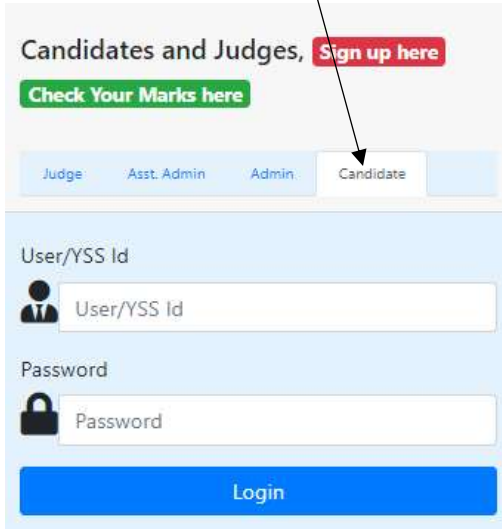
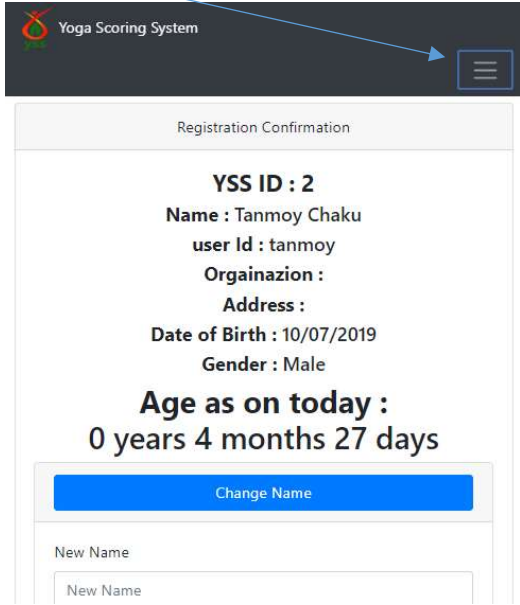
2) The Date of Birth (DOB) verification will be done at competition venue. So please carry the DOB proof to all competitions.

3) Use your login credentials to log into our system to view marks of current and past competitions and other things.

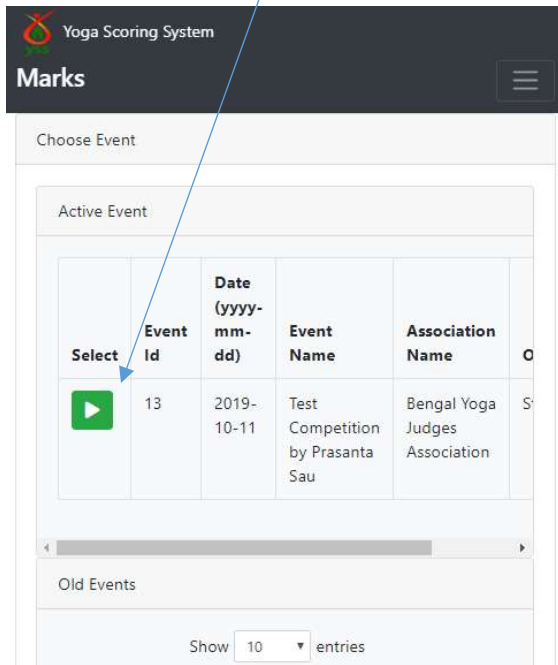
[Login Page](#)

The candidate has to remember his YSS ID, userid and password for further correspondence. The same account and YSS ID will be used in all competitions or any yoga event.

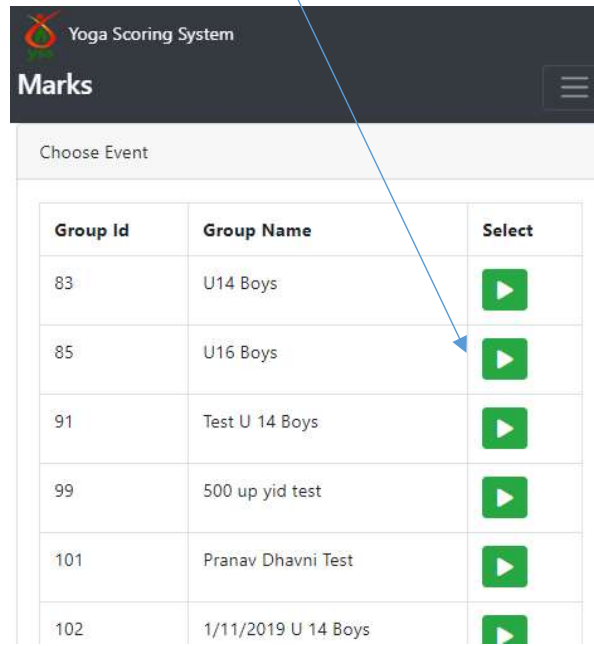
At the Registration desk of any competition, the candidate has to tell his YSS id to enable officials to identify him uniquely and to tag him for the competition. The step is very simple and will be discussed latter. When the competition for a candidate is over, he can check marks by logging into the system as follows:

<p>1. Click on "Candidate" and then type User id or YSS id and then Password, then click "Login"</p> 	<p>2. Click Menu and select "Marks"</p> 
--	--

3. Select any Event for which candidate wishes to view marks.



4. Select the group for which candidate wishes to view marks.



5. And the marks will be displayed along with Yoga name and the judges names

Yoga Id	Yoga Name	Susanta Hazra	Prabir Chowdhury	Balaram Bera	Ashok Das	Manik Pradhan
4	Asana1	4.00	1.00	7.00	8.00	8.90
8	asana5	8.00	6.00	7.00	7.00	8.00
12	asana9	4.00	7.00	7.00	7.00	5.00
16	asana13	1.00	5.00	7.00	8.00	5.00
200	Optional1	4.00	1.00	7.00	8.00	2.00

Closed Competition

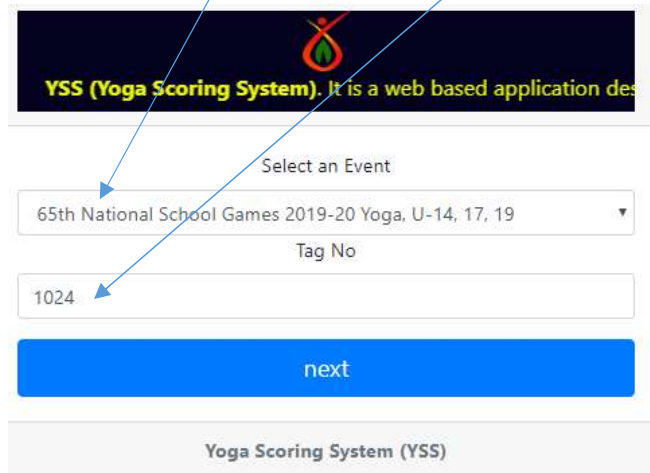
In this type of competition not everyone can participate. Some selected participants can participate and their names and details will be entered into the system by the organizers themselves. Therefore, the participants need not to tell YSS Id at the venue. But they still can check marks from website www.ycsas.in. For this the following steps need to be followed:

After the competition for a candidate is over, he can:

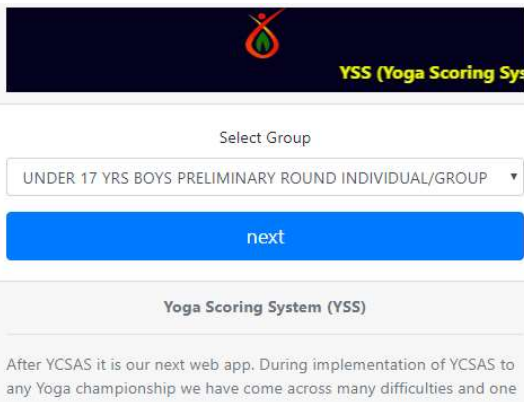
1. Click the link "Check your Marks here"



2. Select an event and type Tag number and click "next"



3. Then select group for which the candidate wishes to view marks and click next.



4. And marks will be displayed like this along with Yoga details and Judge details:

This result is generated through Yoga Scoring System (YSS). Contact No. 9088560464, Website: ycsas.in, Email: officialteamyss@gmail.com

YSS Id: 2288 Tag No: 1024
Name: SUDIP SARDAR, From: N.V.S.

Yoga Id	Yoga Name	Malabika Dey	Amitava Ganguly	Laltu pal	Sushma Sharma	Mangleshwar Prasad yadav
2	Group A	5.50	5.00	5.00	6.50	5.50
3	Group B	7.00	5.00	6.00	7.50	7.50
199	Group C	7.00	7.00	6.50	7.00	8.00
200	Optional1	7.50	6.00	7.00	7.50	7.00
201	Optional2	8.00	6.50	7.50	7.50	7.50

ADMIN / EVENT MANAGER DUTIES (PART 1) BEFORE THE EVENT

Before 2 months of your Competition

To use YSS in any competition you need to plan it in advance and follow the following steps:

- A) Make a team of 5 to 6 people. Attend free workshop cum training. Learn hands-on-training from it. Contact number for training is 9088560464.

If you have problem to come for training, you may take YouTube YCSAS tutorial videos to learn. The link is:

<https://www.youtube.com/watch?v=oHVobM4g2S4&list=PL6WAwhJoZs794BXQhdFhusYzQVznycfMk&index=2&fbclid=IwAR2r5MKaOPIJKi8AHCh5kYcfanYL6yzNhNMd1KdMgCV0eQxSCRFi65aiFE8>

or you may ask our team to go there and conduct a training at your place. For that you may have to arrange the transportation, food and lodging facility for YSS team.

Practice it properly. **Practice can be done with dummy candidates and with dummy judges at the link : www.ycsas.in/test/.** It is very easy system. Use it in an interclub like small competition first if needed.

- B) Book date for your competition from team YSS / System Admin. Currently we are proving free services but one event at a time. So date booking is important. Request for booking can be done just by visiting our website. Once the booking is confirmed, you will be provided a admin userId and password in your registered email.

- C) If you are looking for an Open Competition, you may add the following two points in your circular:

- (i) Every participant should have a YSS id. It is a number. To get it open an account in the website www.ycsas.in. If you have already an account, don't open it again. Same YCC id will be used in all competitions. No name will be registered without YSS id.

Candidates can view marks obtained by logging into the system with his account.

If you face any problem during account creation and login, please call the following phone numbers: 8145768188, 768319285, 9088560464. You may also go through the YouTube link to understand the matter:

<https://www.youtube.com/watch?v=oHVobM4g2S4&list=PL6WAwhJoZs794BXQhdFhusYzQVzncyfMk&index=1>

- (ii) Participants have to tell the YSS id in the registration desk. Coaches are requested to submit the names of his students in paper along with the YSS ids.

Ask the judges to create accounts to make judgement. If a judge does not know how to put marks, ask him to view the YouTube video at YCSAS channel. The link is:

https://www.youtube.com/watch?v=MHM_nZZEfpU&list=PL6WAwhJoZs794BXQhdFhusYzQVzncyfMk&index=13

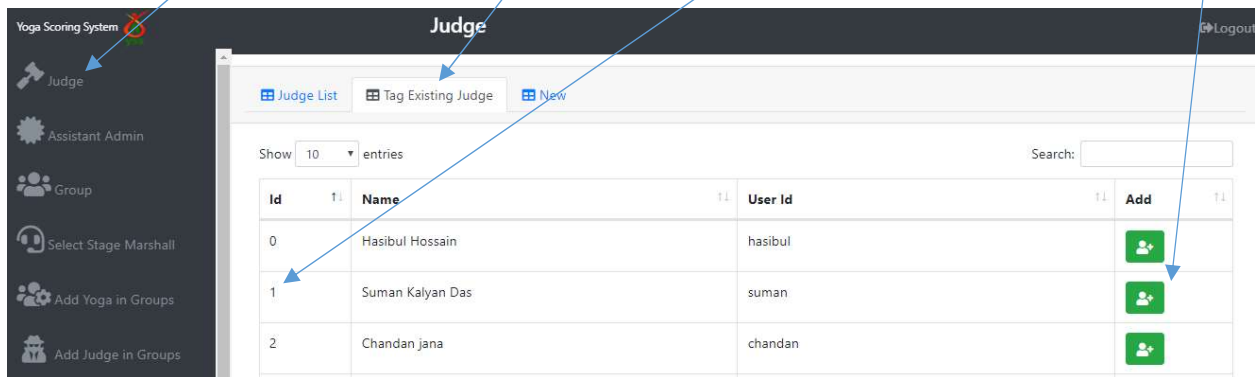
Before 1 weeks of your Competition

As we have already got user name and password for admin account, do some advanced work of your event. They may include:

Tagging Judges

If you have already prepared a judge list manually and got all the YSS Ids from judges, you can tag them for your event. If any judge is not having YSS Id, he cannot perform judgement work with the system. So ask all your judges to open an account and tell the YSS Id to you, so that you can tag them. The process of tagging judges is:

After login, click “Judge”. Then go to “Tag Existing Judge”. Choose the judge and click the green “Add” button beside his name. Don’t forget to match YSS Id of judge before tagging.



The judges you have selected from the pool of judges will be available for your competition. You can get the Judges list/panel going to “Judge List” tab.

The following list shows the names of judges who are added for your Championship.

Show entries Search:

Id	Name	User Id	Remove
18	Surajityog	Surajityog	
20	Tapas chakraborty	Tapas1	
21	Pijush Kanti mandal	Phabi	
22	lal das	Laldas65	
23	Sambhu das	Sambhu88	
25	Asim Dafadar	asim17	
26	Arup sarkar	Arup73	

If you have mistakenly added a judge, remove him by “Remove” button.

Create Assistant Administrators

The next step you may follow to create some Assistant Administrators for your event who will do various duties. The duties may include:

- 1) Registration for candidates
- 2) Performing Stage Marshall
- 3) Date of Birth Verification
- 4) Live Score display

To do any of above 4 category job, one need to have an Assistant Admin account. And all these accounts have to be created by only Admin itself.

So, if you are sure that some people will do these volunteer duties for your event, create accounts for them. Hand over the account details (user id and password) to them. And ask them to change their password after the 1st login.

To create such accounts, go to “Assistant Admin” link. And click “Add New” tab. Then fill up the details and click Save:

Assistant Admin List Add New

Assistant Admin Name
Assistant Admin Name

Assistant Admin Login Id
Assistant Admin Login Id

Password* Confirm password*
Password Confirm password

SAVE

All Assistant Admin list you created will be available in the “Assistant Admin List” Tab.

Assistant Admin List Add New

Show 10 entries Search:

Id	Name	User Id	Remove
1	sh	sh	
2	tanmoy	tanmoy	
3	reg1	r1	
4	reg2	r2	
5	reg3	r3	
6	reg4	r4	
7	reg5	r5	

Create all Groups

This information is available to you before competition that what are the age groups there will be in your event. So create all groups on by one. Male and Female groups will be treated differently. So create different groups for both male and female. The process of making group is listed below:

First click “Group” from menu and then select “Add New Group” tab.

Then type Group name. The group name should be according to your circular.

Then specify **Start Age** and **Upto Age**. Suppose you have a group name “8 to 12 Years Boys”, then in the start age your write 8 and in the upto age you write 12.

Then select Gender. It should be either **Male** or **Female**. But in case if you have a mixed group, where both male and female participants will perform, then select **Mixed** from the drop down. Click the Save Button at the end.

The screenshot shows the 'Add New Group' form. It has a header with 'Groups' and 'Add New Group' tabs. The form fields are:

- Group Name:** A text input field with a group icon and the placeholder 'Group Name'.
- Start Age:** A text input field with a group icon and the placeholder 'Start Age'.
- Upto Age:** A text input field with a group icon and the placeholder 'Upto Age'.
- Gender:** A dropdown menu with a gender icon and the placeholder 'Select Gender'.

 At the bottom of the form is a large blue button labeled 'SAVE'.

We are giving information of Start Age and Upto Age because the system will automatically determine the age of a participant based on his date of birth and then according to age and Gender, it will prompt a group for that participant. All created groups information can be obtained in the previous “Groups” tab.

The screenshot shows the 'Groups' tab with a table of created groups. The table has the following structure:

Id	Name	Start Age	Upto Age	Event Name	Delete
0	Under 19 Boys	0	19	Barasat Sub Divistion School Yoga Championship	
1	8 to 12 Girls	8	12	Barasat Sub Divistion School Yoga Championship	

At the top of the table, there is a 'Show 10 entries' dropdown and a 'Search:' input field.

Adding Yoga in Groups

This information is also available before any competition that in which group what and how many asana are there. After creation of all groups, you can add asana. To do this:

Click “Add Yoga in Groups” link and then click “Add View” tab.







Then select a group. Then from the list below add all Asana that are there for that group one by one. It is also showing maximum marks for all asana, i.e. a judge cannot give marks to a candidate beyond that limit.

Table View
Add View

Select a Group

Under 19 Years Male

Show 10 entries Search:

Yoga Id	Yoga Name	Max Marks	Add
1	anatomy	5	
2	anatomy	10	
3	anatomy	15	
4	Asana1	10	
5	Asana2	10	
6	Asana3	10	

It is very important to note that the Judges will get the order of Asana for marking in their phone is the same order you select Asana here. So be careful while choosing the asana.

Go to “Table View” and check your asana list. If any mistake is found, then remove asana from here and add again.






It is again important to remember that if you want to remove any asana from your group, do remove all asana for the group and then again add all asana freshly in the same order you want.

The order of asana is very important. If it is wrongly added, it may lead to inconvenience and interrupt your event.

Table View [Add View](#)

Select a Group

Under 19 Years Male

Yoga Id	Yoga Name	Max Marks	Delete
24	Group A	10	
25	Group B	10	
199	Group C	10	
200	Optional1	10	
201	Optional2	10	

This work can also be done at the stage before start of a group by the Stage Marshall.

REGISTRATION

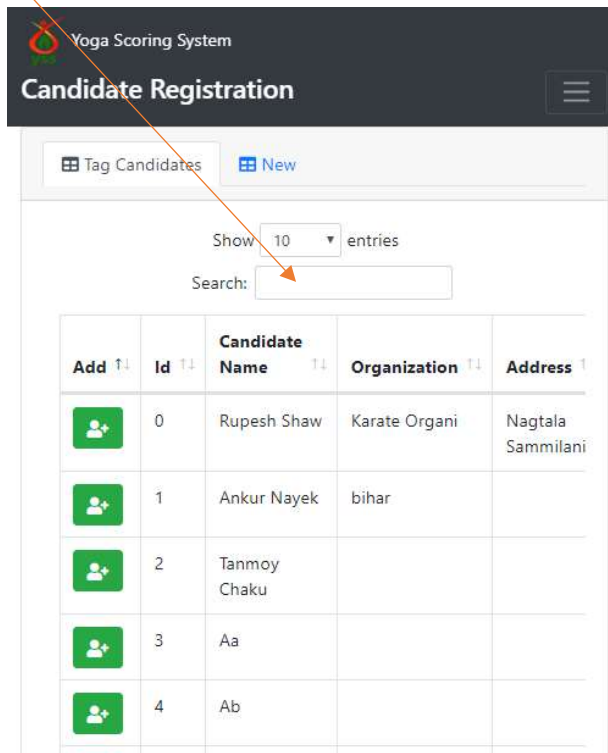
Once the Admin has created the groups we can start registration of candidates in different groups in the system. But the process of registration will be different for Open and Closed competition.

Registration process for an Open Yoga Competition

As stated earlier, in this case all candidates should have an account with the YSS system. So they all have YSS Id. To register a candidate, you need to know his YSS Id. You can also search by name, but two candidates may have same name. But YSS Id will be different. That is why we give stress on the YSS Id.

Registration can be carried out by any Assistant Admin. This is a one touch process. You can register a single candidate in different groups with same Tag number for a particular event.

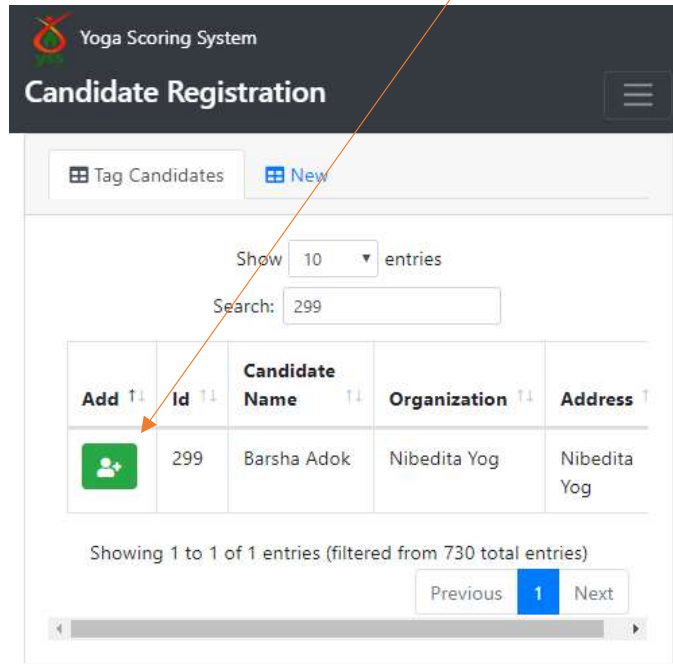
Any Assistant Admin after login into the system will get the following screen. It will be default in the registration option. The list will show the entire list of candidates who have created account in YSS system. From there you have to select your candidates. To do that type YSS Id or name of the candidate in the search box.



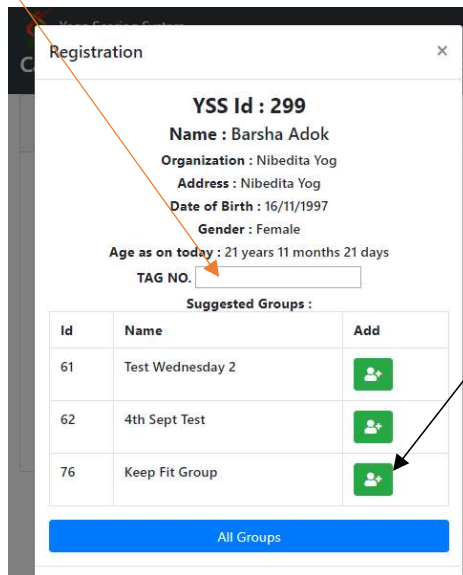
The screenshot displays the 'Candidate Registration' interface. At the top, there is a dark header with the 'Yoga Scoring System' logo and the title 'Candidate Registration'. Below the header, there are two buttons: 'Tag Candidates' and 'New'. A search bar is located below the buttons, with a dropdown menu set to '10 entries'. Below the search bar is a table with the following columns: 'Add', 'Id', 'Candidate Name', 'Organization', and 'Address'. The table contains five rows of candidate data.

Add	Id	Candidate Name	Organization	Address
	0	Rupesh Shaw	Karate Organi	Nagtala Sammilani
	1	Ankur Nayek	bihar	
	2	Tanmoy Chaku		
	3	Aa		
	4	Ab		

If you type name, then there is a chance that two or more candidates having same name and you will have problem to identify among them. That is way we recommend to type YSS Id to identify candidates uniquely. After typing YSS Id you will find only one candidate like below picture. Now check the name of the candidate and tap on the Green “Add” button.



A popup modal will appear showing the details of candidates along with his/her age as on today as shown below. Type tag number in the box and then select the group just by taping the green Add button. It will take around 5 seconds to register a single candidate in normal condition.



Registration process for a Closed Yoga Competition

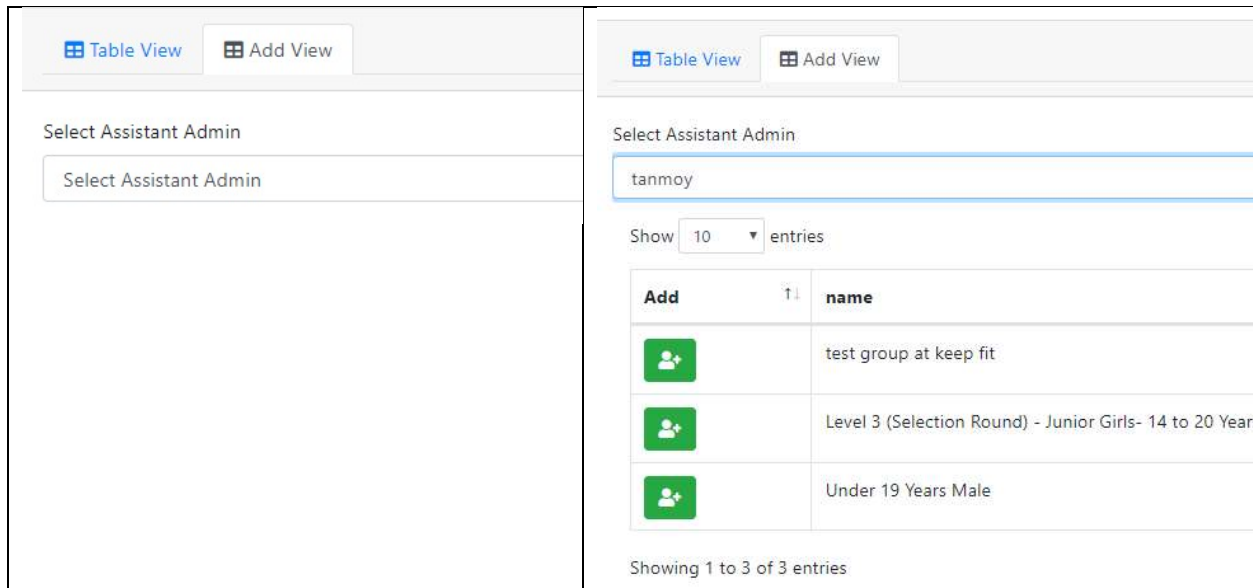
In this type of competition Assistant Admin has to enter the details of candidates by typing. To do that, after login in the Assistant Admin account and clicking to the “Candidate Registration” menu, click the “new” tab.

Fill up the form and choose the group for the candidate and then Save it.




ADMIN / EVENT MANAGER DUTIES (PART 2) BEFORE START OF A GROUP

Select Stage Marshall

When the registration process is over, we can start a group. Before that Event Manager/Admin will select an Assistant Admin to perform Stage Marshall role for the group. To do that, after login into the system Admin will go to the link “Select Stage Marshall”. Then click “Add View”



The screenshot shows the 'Select Assistant Admin' interface. It features a search bar with the text 'tanmoy' and a dropdown menu set to '10 entries'. Below the search bar is a table with three rows, each containing an 'Add' button (a green square with a white plus sign and a person icon) and a 'name' column. The names are 'test group at keep fit', 'Level 3 (Selection Round) - Junior Girls- 14 to 20 Year', and 'Under 19 Years Male'. At the bottom of the table, it says 'Showing 1 to 3 of 3 entries'.

Add	name
	test group at keep fit
	Level 3 (Selection Round) - Junior Girls- 14 to 20 Year
	Under 19 Years Male

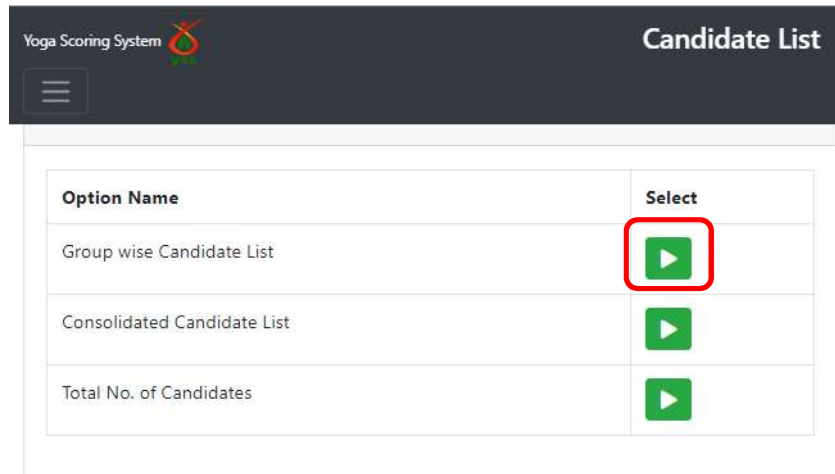
Now select Assistant Admin. A list will appear showing all groups which are not started. Select the group by clicking Add button.

Candidate List

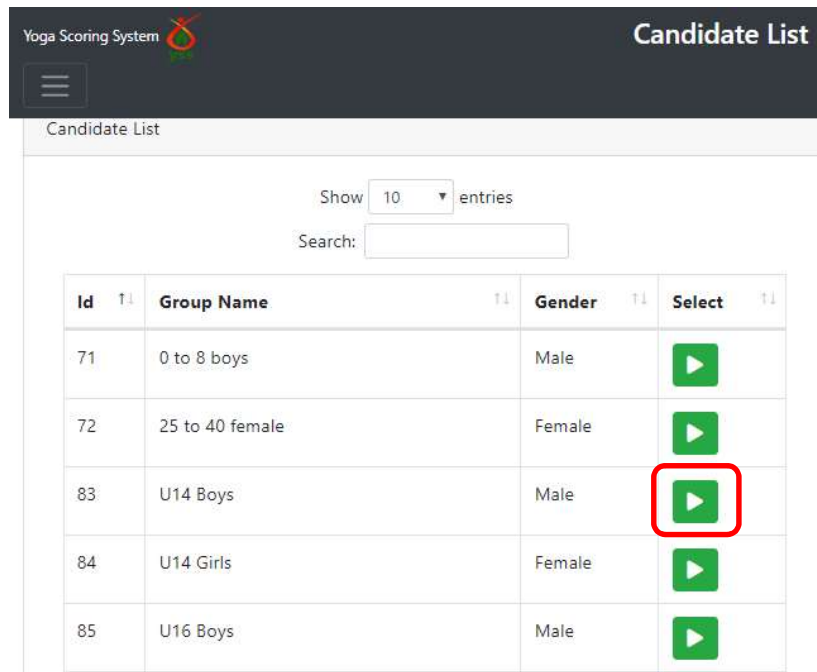
Admin can get the candidate list of 3 types:

- 1) Group wise Candidate List
- 2) Consolidated Candidate List
- 3) Total number of Candidates List

In Group wise candidate list, an admin can get the name and details of the candidates for a particular group. To get it click “Candidate List” link and select “Group wise Candidate list”.



Then Select the group for which you want to get the Candidate List



Now you will get the candidate list. It can be printed by clicking the Print button below (not showing in picture).

StayFit					
Bengal Yoga Judges Association					
Phone: 9830706714, Email: prasanta@gmail.com					
Competition Date: 11/10/2019 to 31/12/2019					
This result is generated through Yoga Scoring System (YSS). Contact No. 9088560464, Email: teamycsas@gmail.com					
Candidate List for U14 Boys					
Serial No	Id	Tag No	Name	Club Name	Address
1	0	1	Rupesh Shaw	Karate Organi	Nagtala Sammilani
2	1	2	Ankur Nayek	bihar	
3	2	3	Tanmoy Chaku		
4	8	4	Kartick patra	Rty	Rty
5	9	5	Pradeep patra	Tbsytc	Tbstyc
6	10	6	Samrat das	Tbsytc	Tbstyc
7	11	7	Sumanta das	Tbsytc	Tbstyc
8	12	8	Ayan set	Ssc	Ssc
9	13	9	Acinta dey	Tbsytc	Tbstyc
10	16	10	Chandan Jana	Paskura	Panskura
11	17	11	Uttam sarkar	Abc	Abc
12	18	12	Arnab ghanti	Abc	Abc
13	19	13	Tanmoy Paul	Abc	Abc
14	20	14	Toyesh Chowdhury	Satashi cricket club	Satashi, Howrah
15	23	15	kl rahul	india	india

In Consolidated Candidate List, you will get the details of all candidates registered with your event irrespective of group. Picture is not attached. You can do it and check.

In Total Number of Candidate List you will get a report of total number of candidates registered for your event group wise like in the below picture:

Group Wise Total Candidates

Total No.of candidates : 541

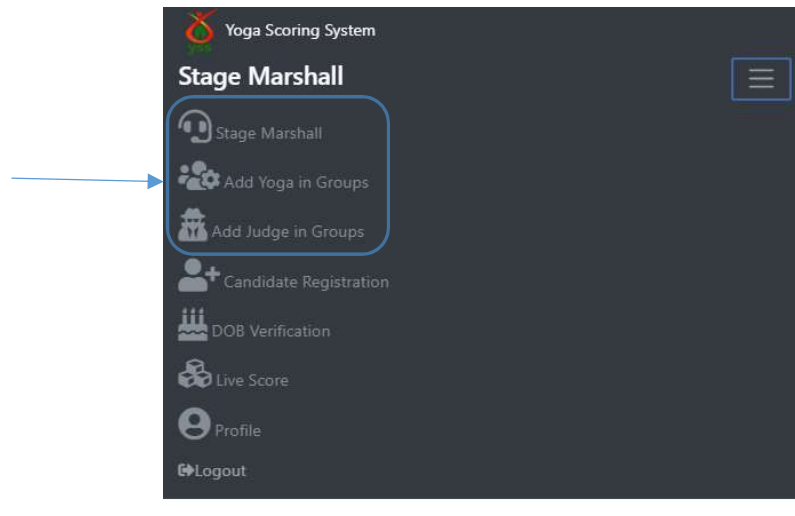
Group Id	Group Name	Gender	No. of Candidate
71	0 to 8 boys	Male	3
72	25 to 40 female	Female	5
83	U14 Boys	Male	36
84	U14 Girls	Female	29
85	U16 Boys	Male	38
86	U16 Girls	Female	24
87	U19 Boys	Male	36
88	U19 Girls	Female	24
91	Test U 14 Boys	Male	62
92	Test U 19 Boys	Male	28
93	Test U 14 Girls	Female	40
94	Test U 19 Girls	Female	37
95	Test U 25 Boys	Male	32
96	Test U 25 Girls	Female	32
99	500 up yid test	Male	19
100	Check Old features are OK or Not	Male	9
101	Pranav Dhavni Test	Male	17
102	1/11/2019 U 14 Boys	Male	20
106	test1012	Male	16
108	Test Pranav Dhavni	Male	34

STAGE MARSHALL

A Stage Marshall have a very important role in this system. A Stage Marshall is nothing but an Assistant Admin but with more power and responsibility. He will be responsible for conducting a group on stage. He will have full control over the judges. He can select judges for judgment in a particular group. He also can select the syllabus of Asana for a group. He will invite the judges to do judgement in his group. He will select the candidates from the candidate list and send them to judges in a batch. Judges can give marks only to these candidates selected by a Stage Marshall. After completion of a group he will release all judges by finishing the group.

Let us take a look how a Stage Marshall will do his job.

After logging into the system as an Assistant Admin, if he is considered to be a Stage Marshall by Admin, will get the following extra options in menu bar.



To start a group, he has to select Stage Marshall option. Then the following screen will appear to his phone. It will prompt for choosing a group. He can get only those group names for which he has been assigned for conducting the Stage Marshall role by the Admin.

After selecting a group, he may get the following screen:

Select Group

Stage Marshall Test Group

Selected Judge table for this Group

No Judge is Selected for this Group. Please add Judge [Add Judge in Groups](#)

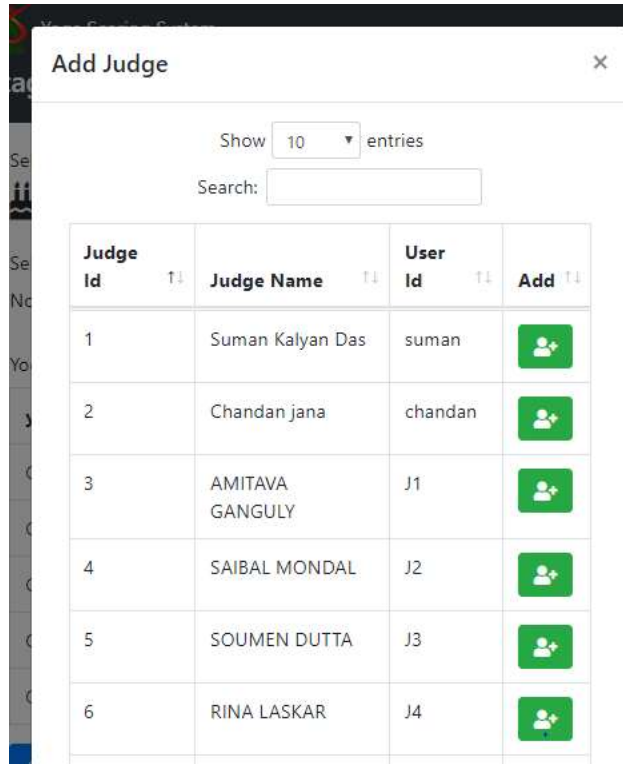
Yoga Syllabus

yoga Name	yoga Id	id
Group A	2	0
Group B	3	1
Group C	199	2
Optional1	200	3
Optional2	201	4

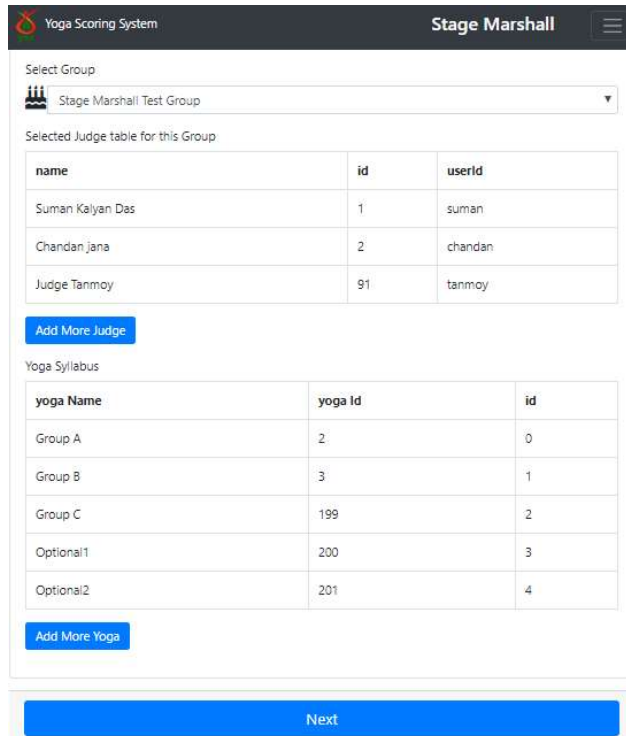
[Add More Yoga](#)

The screen shows that no judge has been assigned yet for the group. It also shows that already Yoga syllabus has been assigned by the Admin. As no judge is assigned for the group, he cannot proceed. So he has to click “Add Judge in Groups” button.

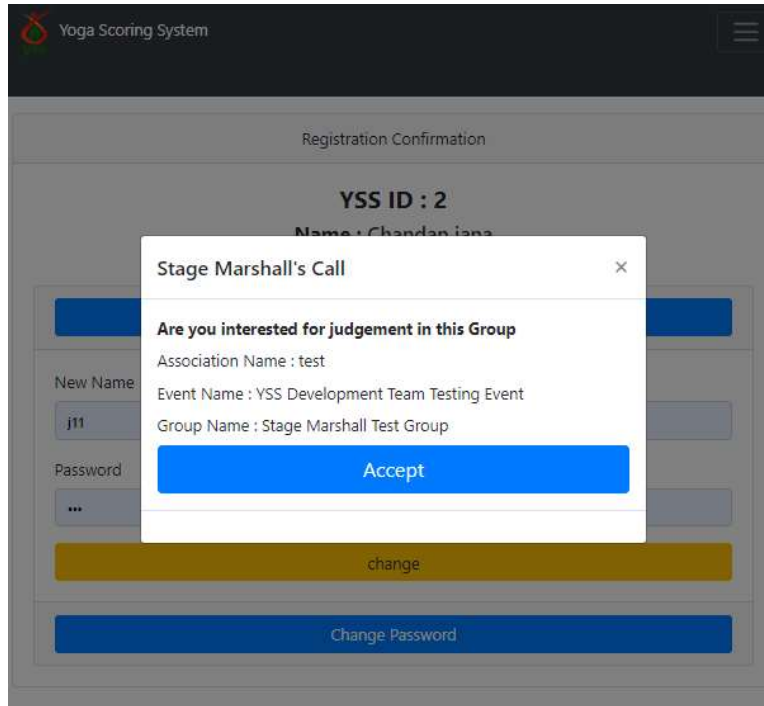
Once he clicks, the following screen appears asking for to tag judges for this group.



He may ask judges to tell their YSS Ids to identify them uniquely and to add them all in the group. The Search bar is there for this purpose. He need to add all judges one by one assigned for the group. After selection close the window and then the following screen will appear:



It is showing that 3 judges are selected for the group and there are 5 Asanas to be performed by the candidates in the order as written. Before you click the next button, make sure that all these 3 judges are ready and already logged in. Because when you click the Next button a message will be delivered to the judges mobile asking for judgement for the group. The figure is shown below from one of the judge's screen. It will be called as Stage Marshall's Call.



If the judge accepts your request, you can see it from your screen, like:

Group Selector

Judge States Table

Add	ID	Name	status	User Id
	1	Suman Kalyan Das	online	suman
	91	Judge Tanmoy	6 Minutes ago	tanmoy

Joined Judge Table

Userid	Id	Name
chandan	2	Chandan jana

Next

The Next button will be disabled till all judges accept your request. One thing you can also see the status of the judges. The status will show you whether a judge is online or offline. For example in our case you can see Judge Id 1 is online but has not accept your request and judge Id 91 is offline. So you can ask offline judges to be online as the group is going to be started. When all judges accept your request, click Next.

Group Selector

Judge States Table

Joined Judge Table

Userid	Id	Name
suman	1	Suman Kalyan Das
chandan	2	Chandan jana
tanmoy	91	Judge Tanmoy

Next

As soon as the you click Next, the Candidate List for this group will appear before you as shown below:

Yoga Scoring System
☰

Candidate Selector

Unselected Candidate Table

Show 10 entries Search:





Tag No	Add	Name	YSS Id	Organization
100		Tanmoy Chaku	0	YSS
101		Amir Sohail Mailik	1	YSS Member
102		Ismail Sarkar	2	YSS Member
104		Rupam Das	4	
105		Debasish Dey	5	Self
106		Hemanta Kanji	6	self interest
107		Kuntail Kolay	7	
1363		Suman Kalyan Das	1363	Ycsas

Showing 1 to 8 of 8 entries
Previous 1 Next

In our example there are 8 candidates. Let us say that from these candidate 4 will perform first. So select any 4 candidates from the list by clicking the Add button. When you Add candidates they will move up in a table as shown below:

Candidate Selector





Selected Candidate Table

Remove	Tag No	Name	YSS Id	Organization
	100	Tanmoy Chaku	0	YSS
	104	Rupam Das	4	
	102	Ismail Sarkar	2	YSS Member
	107	Kuntall Kolay	7	

Send to Judge

Unselected Candidate Table

Show entries Search:

Tag No	Add	Name	YSS Id	Organization
101		Amir Sohail Mallik	1	YSS Member
105		Debasish Dey	5	Self
106		Hemanta Kanji	6	self interest
1363		Suman Kalyan Das	1363	Ycsas

It is very important to remember that the judges will have the Tag numbers in the order you select candidates. After selection click “Send to Judge”. A confirmation window will appear to make you sure that number of candidates you have chosen is 4.

Final call: Lock And Send Candidate

!!! Are you sure to Send these 4 Candidates to Judges !!!!
 You cannot Change Candidates after sending this.
 If you want to change, Close this window and make alteration.

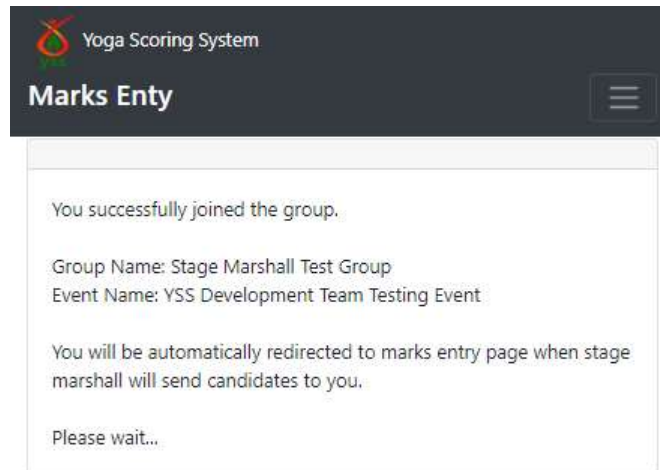
Number of Candidate Selected:

4

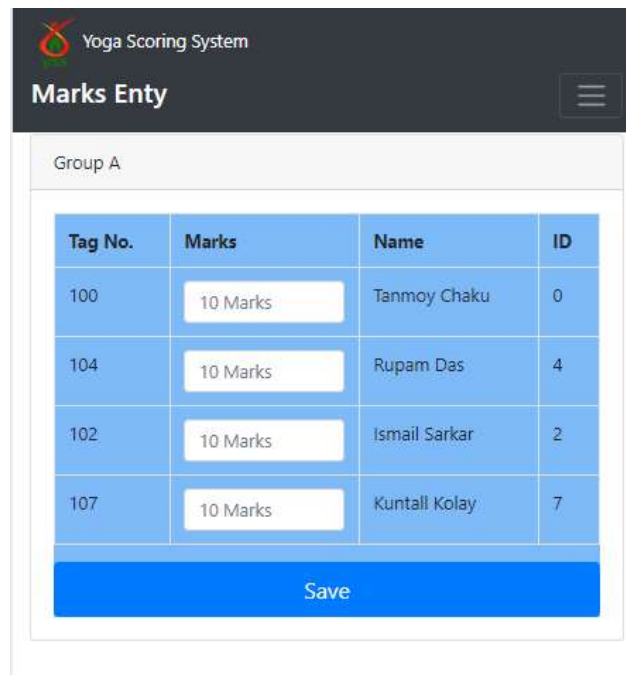
Lock And Send to Judges

After confirmation click “Lock and Send to Judges”.

Now let’s have a look at the judge’s screen. Before you send candidates it was:



And as soon as you click the button “Lock and Send to Judges”, it will be:



In this time a Stage Marshall should give instruction to the Display Admin to start displaying the marks as the group is started. And ask the candidates to start their first asana.

Now the candidate will perform their first Asana and judges will type marks and save them. Once the judges start saving their marks you can have the following screen, showing which judge has saved marks and which judge has not yet saved marks.

Judge Status		
Group A		
ID	Name	Submitted
1	Suman Kalyan Das	<input type="checkbox"/>
2	Chandan jana	<input checked="" type="checkbox"/>
91	Judge Tanmoy	<input type="checkbox"/>

When check boxes are checked, you ask candidates to start their next asana. Only when all checkboxes are checked, i.e. all judges have submitted their marks, then only the display screen will flash with the marks of that asana. Let us look at one of the display (as we have many display types, according to the requirements).

YSS (Yoga Scoring System). It is a web based appl							
YSS Live Score		Group: Stage Marshall Test Group		Yoga Name: Group A			
Candidate Details				Marks Details			
YSS Id	Name	From	Tag	Judge Tanmoy	Suman Kalyan Das	Chandan jana	Asana ET
0	Tanmoy Chaku	YSS	100	4.00	6.50	5.00	5.00
4	Rupam Das		104	5.50	5.50	6.00	5.50
2	Ismail Sarkar	YSS Member	102	6.00	7.00	3.00	6.00
7	Kuntall Kolay		107	7.00	9.50	4.00	7.00

When the first batch performs all asanas, you will get back again the remaining candidate list. Select others to form another batch and the same process will continue until no candidate left for the group.

It is important to remember that when there is no more candidate in the group and judges have save all marks and it is also displayed at the screen, a Stage Marshall should finish the group by clicking “Finish” from the menu. Otherwise the judges will not be released from the group. If they are not released from this group, they cannot do judgement to other groups.

JUDGEMENT WITH THE SYSTEM

The judges are the backbone of this system. They give marks to candidates asana by asana, based on which the result is calculated. The marks giving process for a judge is very easy. But for doing judgement in this system, a judge need to have an account in YSS system. The account should be created for the first time, and the same account will be used for judgement in all future competitions.

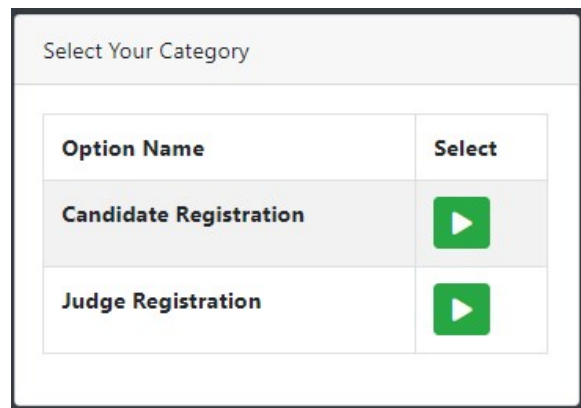
creating a Judge's Account:

1. Go to www.ycsas.in and click "Signup here"



The screenshot shows the YSS website homepage. At the top is the YSS logo, which consists of a green leaf inside a red and orange flame-like shape, with the letters 'ySS' below it. Below the logo, there are two buttons: a red one that says 'Sign up here' and a green one that says 'Check Your Marks here'. Underneath these buttons is a navigation bar with four tabs: 'Judge', 'Asst. Admin', 'Admin', and 'Candidate'. Below the navigation bar are two input fields: 'User/YSS Id' with a person icon and 'Password' with a lock icon.

2. Select "Judge Registration"



The screenshot shows a form titled 'Select Your Category'. It contains a table with two columns: 'Option Name' and 'Select'. The 'Select' column contains green play button icons. The 'Judge Registration' option is highlighted with a grey background.

Option Name	Select
Candidate Registration	<input type="radio"/>
Judge Registration	<input checked="" type="radio"/>

3. Fill up the form and remember user ID and password.

Judge Registration in YSS System

Full Name*

User Id*

Password*

Confirm password*

Email Address

Phone No.

[Register](#)

[Login Page](#)

4. The confirmation screen will appear showing YSS Id and other details.

Important Points

1) Please remember and note the YSS Id. This ID is required for registration to all championships where YSS will be used. You need to tell the ID for registration in an event. **This is one time registration. DO NOT REGISTER AGAIN.**

2) Use your login credentials to log into our system to view Judgesheets of current and past competitions and other informations.

3) Use this ID for Judgement purpose only. If you want to participate as a candidate to any competition, do a candidate registration and get another ID.

[Login Page](#)


Judge Login and Different Options

When a judge creates an account and login for the first time, he may get a message stating that his account is not activated. Actually until any Admin tags a judge for a competition, he may not be considered a judge in the system.

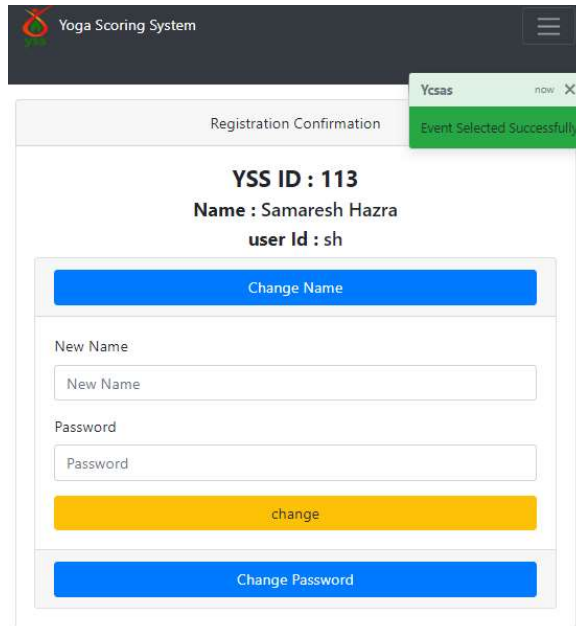
But if any judge is tagged by admin for any competition, after login he will get a message asking for selecting the event for which he has been tagged.

You are selected for the judgement in the following Yoga Championships. Please select the Active Event, if you want to perform judgement. Or select an Old Event to get the old records of that event.

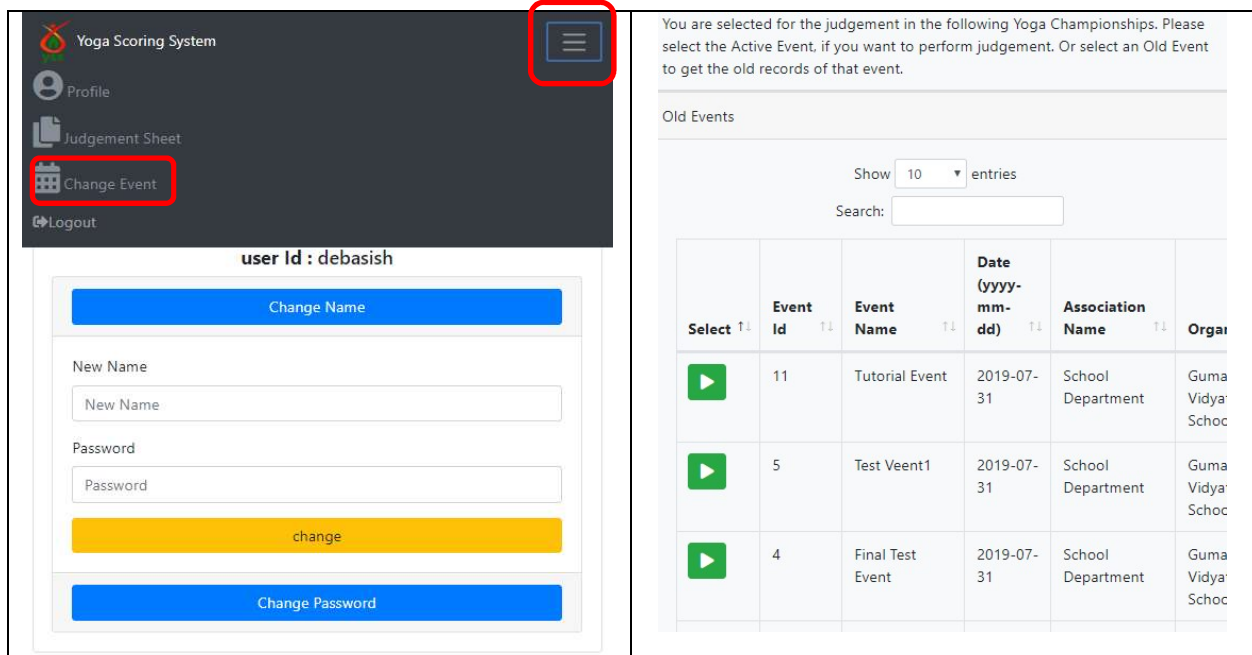
Active Event

Select	Event Id	Date (yyyy-mm-dd)	Event Name	Association Name	Organization
	13	2019-10-11	Test Competition by Prasanta Sau	Bengal Yoga Judges Association	StayFit

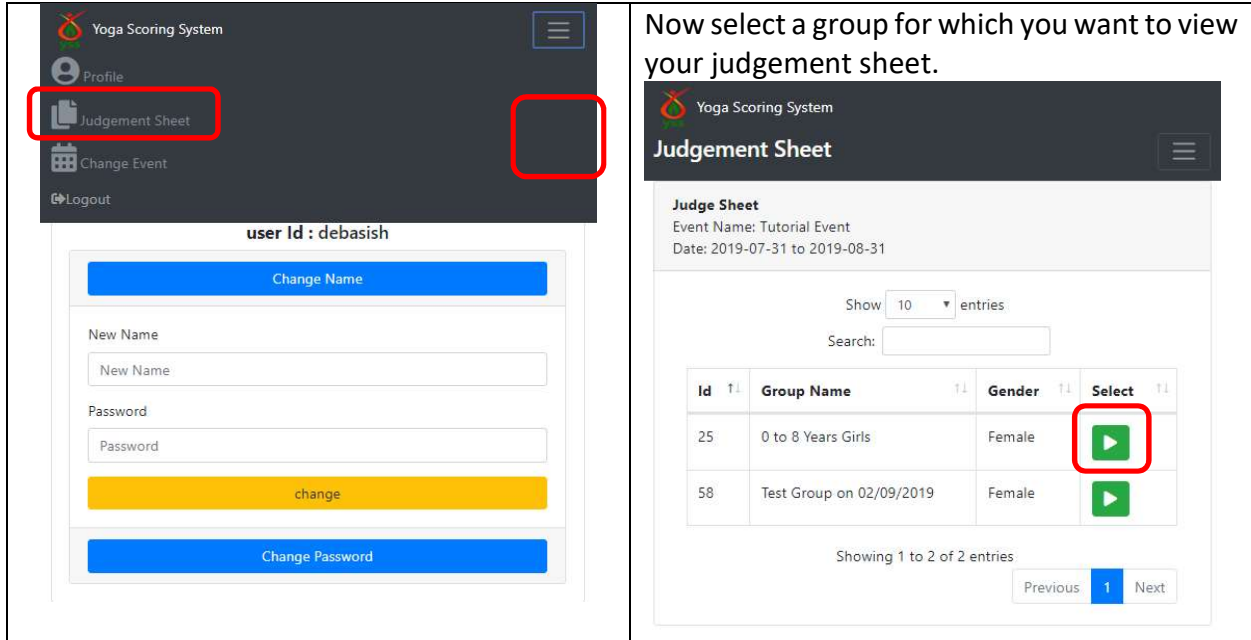
Once he selects the event, he will get the following screen:



If you are in the judge seat and are waiting for a group to start, you should stay here in this page. But if you are not doing judgement work and wishes to view all past marks given by you in different competitions, you can go in the menu and select “Change Event” as shown:



Select any old event, and then click “Judgement Sheet” from menu.



You will get your marks as shown:

Yoga Scoring System
Judgement Sheet

Judge Sheet
Event Name: Tutorial Event
Date: 2019-07-31 to 2019-08-31

Tag No	Name	YSS Id	Asana1	Asana2	Asana3	Optional1
214	Srabonti	42	7.00	1.00	7.00	7.00
205	Madhurima dutta	30	9.00	5.00	8.00	9.00
208	Nilanjana Biswas	33	5.00	2.00	9.00	5.00
206	Sara Shabnam	31	7.00	7.00	7.00	7.00
207	Riva Mandal	32	8.00	8.00	5.00	8.00
212	Ananya Das	35	9.00	5.00	2.00	4.00

Judgement Process

Now you are in the judge seat and waiting for a group to start so that you can give marks to the candidates for individual asana. Before starting of a group make sure that you have logged in properly and have selected the event for which you are doing judgement. The screen will be like this:

Yoga Scoring System

Registration Confirmation

YSS ID : 23
Name : Myself Judge11
user Id : j11

Change Name

New Name
 chandan

Password

change

Change Password

The Stage Marshall will add you to the group and may ask your YSS ID in this process which is showing at your screen. You wait until a Stage Marshall call appears in your screen like this:

Registration Confirmation

YSS ID : 23
Name : Myself Judge11

Change Name

New Name
 chandan

Password

change

Change Password

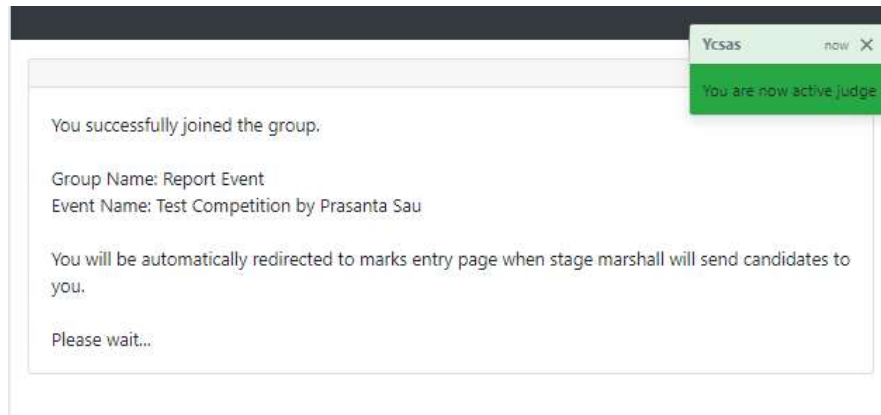
Stage Marshall's Call

Are you interested for judgement in this Group

Association Name : Bengal Yoga Judges Association
 Event Name : Test Competition by Prasanta Sau
 Group Name : Report Event

Accept

Select “Accept” if you really want to do judgement for this group. Your screen will be changed to:



You will have to wait now for the Stage Marshall until he sends candidates to your screen. Once the Stage Marshall selects and sends candidates, your screen will look like:

Tag No.	Marks	Name	ID
3	10 Marks	Tanmoy Chaku	2
5	10 Marks	Pradeep patra	9
10	10 Marks	Chandan Jana	16
12	10 Marks	Amab ghanti	18

Save

Make sure that the candidates are standing in the stage in the order as the Tag number orders at your screen. The screen also showing for which asana you are going to give marks (Group A in this case)

In the Marks column you have to type marks for the candidates. Note that it is showing “10 Marks” as because admin has selected maximum marks for all asana is 10. You can type only number between 0 to maximum marks. Anything else will raise an error and will show you.

So after performance of the candidates for the 1st Asana, type marks and tap to Save. A confirmation screen will appear showing tag numbers and marks you typed. Check it again and then Save and Lock the marks, as shown:

Yoga Scoring System Marks Entry

Group A

Tag No.	Marks	Name	ID
3	5	Tanmoy Chaku	2
5	6	Pradeep patra	9
10	7.5	Chandan Jana	16
12	8	Amab ghanti	18

Save

Yoga Scoring System Marks Entry

Group A

Confirmation and Final Submission ×

Tag No.	Marks
3	5
5	6
10	7.5
12	8

Save and Lock

After saving, the screen will show you again what marks you saved the previous all asana for this batch, along with the status of list of judges in this group who have or have not saved marks for

the current asana. As we know only just after the submission of marks for a asana from all the judges, the marks will be displayed.

Yoga Scoring System
Marks Entry

Please Check Your Marks for **Group A**

Tag No	Group A
3	5.00
5	6.00
10	7.50
12	8.00

Judges who have already submitted their Marks for **Group A**

ID	Judge Name	Submitted
23	Myself Judge11	<input checked="" type="checkbox"/>
24	judge Number 12	<input type="checkbox"/>
25	Judge Number 13	<input type="checkbox"/>
26	Judge Number 14	<input type="checkbox"/>

Please wait until all judges submit marks.....

After giving the marks for GroupB Asana:

Yoga Scoring System
Marks Entry
☰

Please Check Your Marks for **Group B**

Ycsas
now ✕

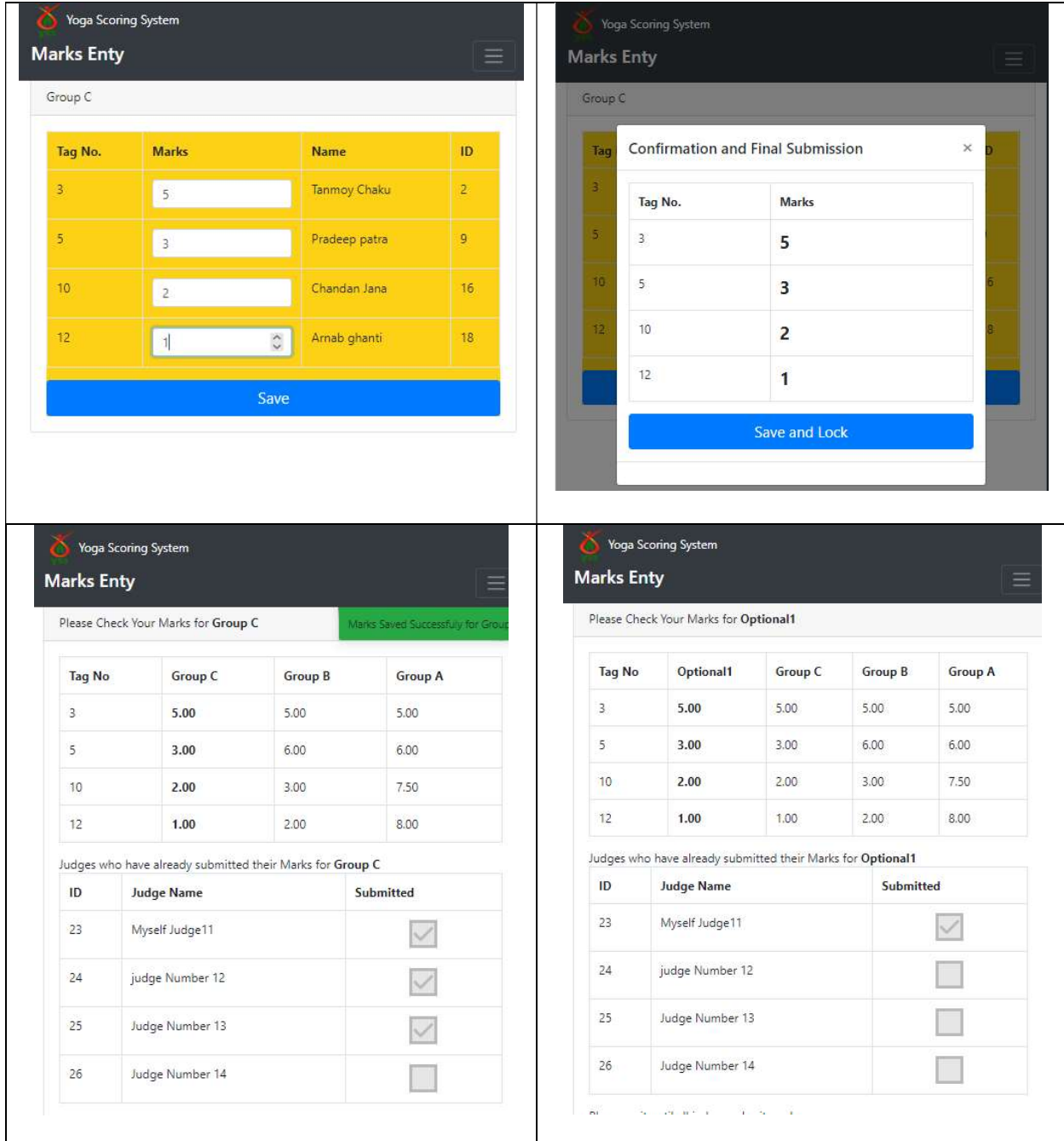
Marks Saved Successfully for Group B

Tag No	Group B	Group A
3	5.00	5.00
5	6.00	6.00
10	3.00	7.50
12	2.00	8.00

Judges who have already submitted their Marks for **Group B**

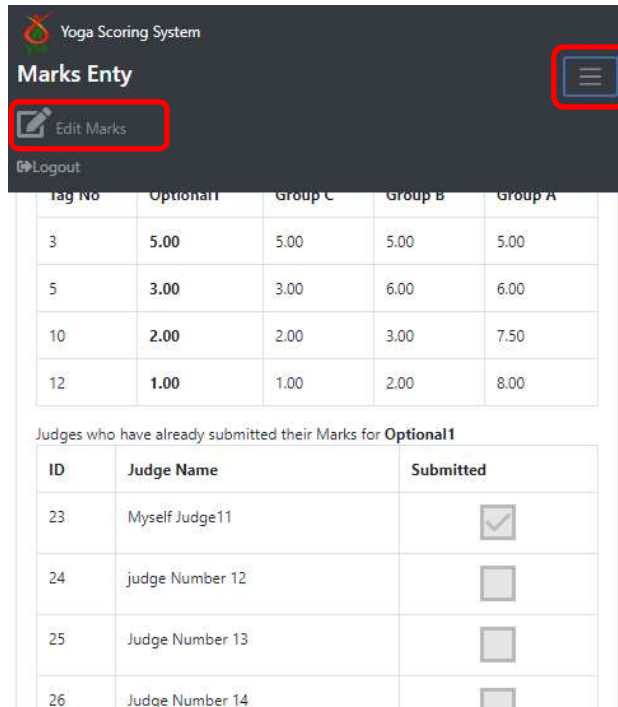
ID	Judge Name	Submitted
23	Myself Judge11	<input checked="" type="checkbox"/>
24	judge Number 12	<input type="checkbox"/>
25	Judge Number 13	<input checked="" type="checkbox"/>
26	Judge Number 14	<input checked="" type="checkbox"/>

Please wait until all judges submit marks.....

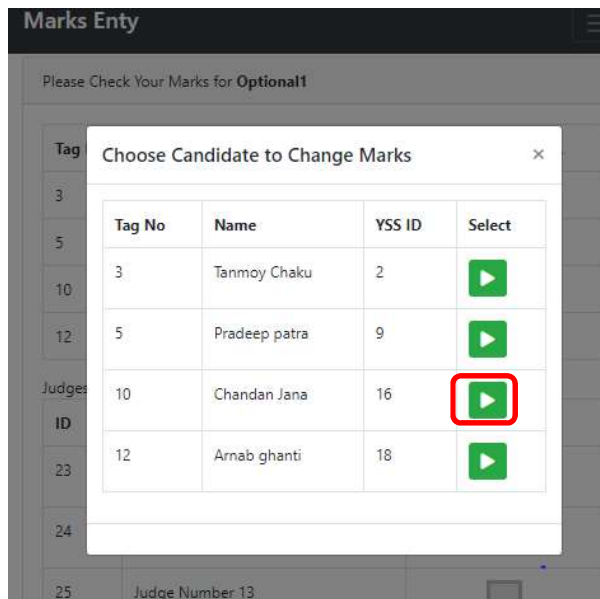


Marks Edit Request

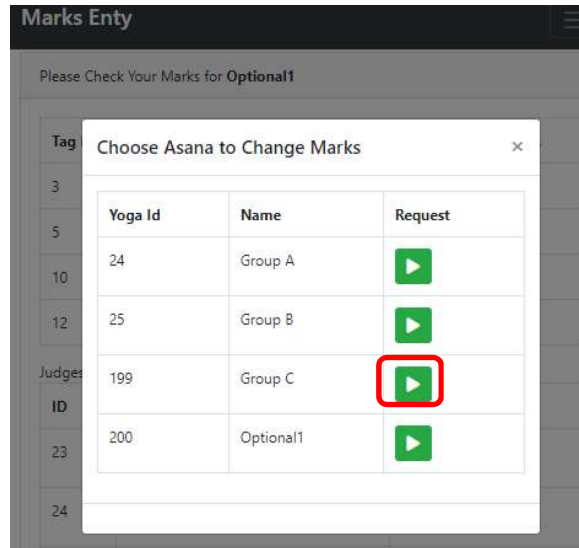
A judge can edit marks of a candidate whose batch is not finished yet. If you want to change marks of a candidate who has performed in the previous or earlier batch, you have to contact admin to do that. But as a judge you alone cannot edit marks of a current batch candidate. You need help and concern of Stage Marshall. To edit marks click menu and select "Edit Marks":



Then you need to select the candidate. The list will show only the current candidates:



Then you have to select the Asana name. Only those Asana names will be displayed for which you have submitted marks for the candidate:



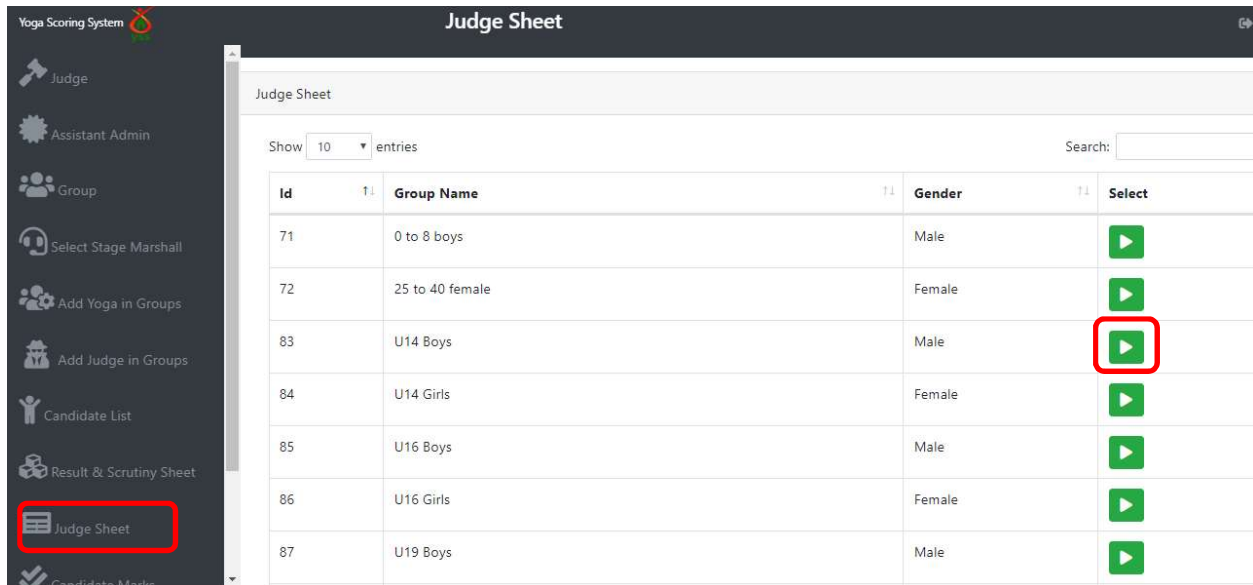
After selection, a request will go to the Stage Marshall Mobile. The message will content the name of judge who want to update marks, candidate details and Asana name. The request in the Stage Marshall phone is shown below:

If Stage Marshall accepts the request you will automatically get a form where you can type a new marks and a comment and can save the marks.

ADMIN / EVENT MANGER DUTIES (PART 3) AT THE END OF A GROUP

Print Judge's Sheets

After completion of any group, if you want to preserve the judge's sheets, you can print to by clicking the "Judge Sheet" Option as shown. And after that you have to select the group for which you want to get the judge's sheets.



The screenshot displays the 'Judge Sheet' interface in the Yoga Scoring System. The sidebar on the left contains several navigation options, with 'Judge Sheet' highlighted by a red box. The main content area shows a table of judge sheets with the following data:

Id	Group Name	Gender	Select
71	0 to 8 boys	Male	
72	25 to 40 female	Female	
83	U14 Boys	Male	
84	U14 Girls	Female	
85	U16 Boys	Male	
86	U16 Girls	Female	
87	U19 Boys	Male	

Then Select a Judge.

Judge Sheet

Group Name : U14 Boys

Gender : Male

Id	Judge Name	User Id	Select
0	Manik Pradhan	j1	
1	Judge 2	j2	
2	Judge 3	j3	
3	judge 4	j4	
4	judge 5	j5	

Then you will get the judge sheet of the particular judge for the particular group. Print it from the below print button.

<p style="text-align: center;">Judge Sheet Group Name : U14 Boys (Male) Judge Name: Manik Pradhan</p>							
Tag No	Name	YSS Id	Group A	Group B	Group C	Optional1	Optional2
1	Rupesh Shaw	0	10.00	8.00	8.00	8.00	8.00
2	Ankur Nayek	1	9.00	5.00	5.00	9.00	9.00
3	Tanmoy Chaku	2	8.00	3.00	6.00	6.00	6.00
4	Kartick patra	8	7.00	6.00	9.00	5.00	5.00
5	Pradeep patra	9	5.00	9.00	7.00	8.00	2.00
6	Samrat das	10	2.00	4.00	4.00	5.00	3.00
7	Sumanta das	11	1.00	2.00	2.00	8.00	6.00
8	Ayan set	12	3.00	3.00	5.00	5.00	5.00
9	Acinta dey	13	4.00	6.00	3.00	2.00	2.00
10	Chandan Jana	16	6.00	5.00	6.00	2.00	8.00
11	Uttam sarkar	17	1.00	4.00	9.00	2.00	5.00
130	Virat kohli	14	2.00	7.00	5.00	2.00	1.00
131	Rohit sharma	15	3.00	8.00	2.00	5.00	2.00
401	Abul Phakir Jainul Abedin Abdul Kalam	541	5.00	9.00	3.00	2.00	5.00
402	Abu Javed Aktar Borkat Ali Sarkar	540	9.00	8.00	9.00	1.30	7.00
403	Saibal Kumar Mukhopadhaya	539	6.00	9.00	6.00	0.05	8.00
404	Amir Sohail Mallik	530	5.00	6.00	8.00	3.00	5.00
405	Sk. Hasibul Hossain	531	8.00	8.00	6.00	6.00	6.00
406	Suman Kalyan Das	532	2.00	5.00	5.00	5.00	9.00
407	Samaresh Hazra	534	3.00	6.00	2.00	3.00	8.00
408	Somnath Halder	537	6.00	5.00	3.00	9.00	7.00

Result and Scrutiny Sheet

This is the most sensitive option because all are waiting for it. As soon as the competition for a group is over, Admin can get the printout of the result. In our system we have six (6) types of results designed to satisfy the needs of different organizations. They are listed:

Yoga Scoring System
Result
☰

Result

Option Name	Select
Result on ET (Eliminating Highest and Lowest Totals of Judges Candidatewise. Used normally in the Associations' Yoga.)	<input type="checkbox"/>
Result on a Particular Asana	<input type="checkbox"/>
Result on GT (Without elimination of totals of Judges)	<input type="checkbox"/>
Result on Asana wise ET (Eliminating Highest and Lowest Marks of each Asana of a Candidate given by all Judges)	<input type="checkbox"/>
Result for School Yoga (For GroupA, GroupB, GroupC and two Optional Asanas.)	<input checked="" type="checkbox"/>
Group Champion for School Yoga	<input type="checkbox"/>

The meaning of each option is written in brackets. You need to know in which category of result you want and select appropriate option.

After selection, it will ask for selecting the group.

Result				
Show 10 entries		Search: <input type="text"/>		
Id	Group Name	Gender	Select	
71	0 to 8 boys	Male		
72	25 to 40 female	Female		
83	U14 Boys	Male		
84	U14 Girls	Female		
85	U16 Boys	Male		
86	U16 Girls	Female		
87	U19 Boys	Male		

And the result will be displayed along with rank, candidate details and marks.

Result on Asana wise ET (School Yoga)													
Group Name : U14 Boys (Male)													
Rank	Tag	YSS	Name	Organization	ET	GT	Optional1	Optional2	Optional Total	Group C	Group A	Group B	DOB
1	16	24	shikhwar dhawan	india	110.00	172.00	20.00	21.00	41.00	27.00	20.00	22.00	Not Vearified
2	12	18	Arnab ghanti	Abc	99.00	153.00	17.00	24.00	41.00	22.00	15.00	21.00	Not Vearified
3	15	23	kl rahul	india	97.00	163.00	20.00	17.00	37.00	19.00	23.00	18.00	Not Vearified
4	405	531	Sk. Hasibul Hossain	HG	97.00	157.00	21.00	17.00	38.00	20.00	25.00	14.00	Not Vearified
5	402	540	Abu Javed Aktar Borkat Ali Sarkar	BB	97.00	155.30	15.00	19.00	34.00	21.00	21.00	21.00	Not Vearified
6	13	19	Tanmoy Paul	Abc	94.00	157.00	18.00	17.00	35.00	16.00	22.00	21.00	Not Vearified
7	4	8	Kartick patra	Rty	93.00	149.00	20.00	16.00	36.00	12.00	23.00	22.00	Not Vearified
8	408	537	Somnath Halder	BB	92.00	152.00	20.00	23.00	43.00	15.00	17.00	17.00	Not Vearified
9	14	20	Toyesh Chowdhury	Satashi cricket club	92.00	151.00	20.00	17.00	37.00	18.00	20.00	17.00	Not Vearified
10	623	405	Nimay chandra Ghosh	kona cultural centre	92.00	147.00	20.00	14.00	34.00	22.00	21.00	15.00	Not Vearified
11	406	532	Suman Kalyan	PM	88.00	148.00	22.00	20.00	42.00	13.00	18.00	15.00	Not

We can print it.

But there is an important option below the page:

30	131	15	Rohit sharma	India	71.00	123.00	15.00	12.00	27.00	10.00	16.00	18.00	Not Verified
31	407	534	Samaranesh Hazra	Hw	71.00	122.00	13.00	17.00	30.00	13.00	15.00	13.00	Not Verified
32	6	10	Samarat das	Tbolytc	71.00	119.00	20.00	10.00	30.00	16.00	15.00	10.00	Not Verified
33	9	13	Acinta dey	Tbolytc	71.00	119.00	12.00	9.00	21.00	15.00	15.00	20.00	Not Verified
34	804	461	Himaya Chakraborty	kolkata north	69.00	112.00	9.00	14.00	23.00	15.00	16.00	15.00	Not Verified
35	130	14	Virat kohli	India	68.00	121.00	6.00	11.00	17.00	18.00	12.00	21.00	Not Verified
36	8	12	Ayen set	Sr	67.00	115.00	10.00	15.00	25.00	21.00	7.00	14.00	Not Verified

Print Result

View Detailed Result cum Scrutiny Sheet

Back

If we click it, we get scrutiny sheet:

THIS RESULT IS GENERATED THROUGH YOGA SCORING SYSTEM (YSS). CONTACT NO. 9088560464, EMAIL: TEAMYCSAS@GMAIL.COM

Result on Asana wise ET cum Scrutiny Sheet (School Yoga)

Group Name : U14 Boys (Male)

Candidate Details	Group A					Group B					Group C					Optional1					Optional2					Summary																	
	J1	J2	J3	J4	J5	Hi	Lo	Tot	J1	J2	J3	J4	J5	Hi	Lo	Tot	J1	J2	J3	J4	J5	Hi	Lo	Tot	J1	J2	J3	J4	J5	Hi	Lo	Tot	ET	GT	OT								
1	16	24	ishikhar dhawan	3.0	8.0	7.0	8.0	5.0	8.0	3.0	8.0	6.0	4.0	7.0	9.0	9.0	9.0	4.0	2.0	9.0	5.0	9.0	9.0	9.0	5.0	2.0	6.0	6.0	5.0	8.0	8.0	5.0	2.0	2.0	110.0	172.0	41.0						
2	12	18	Amal ghant	2.0	5.0	8.0	5.0	5.0	8.0	2.0	5.0	8.0	8.0	3.0	5.0	8.0	3.0	2.0	8.0	8.0	8.0	4.0	2.0	2.0	8.0	7.0	8.0	2.0	2.0	8.0	2.0	8.0	8.0	5.0	2.0	99.0	153.0	41.0					
3	15	23	Kiranjul	9.0	6.0	5.0	8.0	9.0	8.0	5.0	8.0	6.0	7.0	5.0	8.0	8.0	5.0	8.0	5.0	9.0	6.0	8.0	6.0	5.0	5.0	5.0	3.0	9.0	8.0	4.0	9.0	3.0	8.0	8.0	5.0	8.0	97.0	153.0	37.0				
4	405	531	Sl. Hasibul Hossain	8.0	9.0	9.0	3.0	8.0	3.0	2.0	8.0	2.0	6.0	2.0	3.0	5.0	2.0	8.0	6.0	8.0	7.0	3.0	5.0	5.0	2.0	4.0	5.0	5.0	6.0	6.0	6.0	5.0	8.0	97.0	157.0	36.0							
5	402	540	Abu Javed Akbar Borhat Ali Sarkar	9.0	8.0	8.0	5.0	5.0	5.0	2.0	8.0	8.0	8.0	2.0	2.0	5.0	2.0	2.0	1.3	8.0	8.0	5.0	2.0	8.0	1.3	8.0	7.0	7.0	5.0	5.0	5.0	8.0	97.0	155.3	34.0								
6	13	19	Temoy Paul	8.0	8.0	9.0	6.0	6.0	8.0	6.0	6.0	5.0	9.0	5.0	3.0	6.0	7.0	3.0	8.0	5.0	8.0	7.0	5.0	6.0	8.0	5.0	8.0	6.0	5.0	6.0	6.0	6.0	5.0	8.0	94.0	157.0	35.0						
7	4	8	Kanick gatra	7.0	8.0	8.0	2.0	8.0	2.0	8.0	6.0	9.0	8.0	8.0	2.0	8.0	2.0	5.0	5.0	9.0	7.0	8.0	9.0	5.0	5.0	8.0	5.0	6.0	8.0	2.0	8.0	2.0	8.0	9.0	149.0	149.0	36.0						
8	408	537	Somnath Halder	6.0	6.0	5.0	5.0	6.0	5.0	7.0	5.0	7.0	3.0	8.0	4.0	2.0	8.0	2.0	8.0	9.0	4.0	2.0	3.0	6.0	9.0	2.0	7.0	5.0	7.0	9.0	9.0	5.0	2.0	92.0	152.0	43.0							
9	14	20	Toyyesh Chowdhury	6.0	5.0	6.0	8.0	8.0	5.0	5.0	6.0	6.0	6.0	5.0	2.0	6.0	2.0	8.0	9.0	5.0	9.0	6.0	5.0	5.0	8.0	9.0	6.0	6.0	3.0	5.0	8.0	3.0	8.0	97.0	151.0	37.0							
10	623	405	Nimay chandra Ghosh	5.0	5.0	5.0	8.0	8.0	5.0	8.0	5.0	2.0	5.0	5.0	8.0	8.0	2.0	8.0	6.0	8.0	5.0	8.0	3.0	6.0	8.0	3.0	6.0	5.0	5.0	2.0	4.0	5.0	5.0	2.0	92.0	147.0	34.0						
11	406	532	Suman Kalpan Das	2.0	8.0	9.0	5.0	8.0	2.0	8.0	5.0	5.0	5.0	5.0	6.0	8.0	5.0	8.0	5.0	2.0	9.0	6.0	2.0	8.0	4.0	9.0	7.0	5.0	8.0	8.0	5.0	5.0	8.0	8.0	6.0	148.0	148.0	42.0					
12	403	539	Salbai Kumar Mukhopadhyay	6.0	5.0	5.0	6.0	2.0	8.0	2.0	8.0	9.0	3.0	6.0	5.0	6.0	5.0	2.0	8.0	0.1	5.0	9.0	4.0	6.0	9.0	0.1	5.0	9.0	8.0	1.0	2.0	5.0	1.0	8.0	88.0	143.1	33.0						
13	1	0	Rupesh Shaw	10.0	5.0	8.0	5.0	5.0	10.0	5.0	8.0	7.0	9.0	2.0	2.0	8.0	2.0	8.0	5.0	8.0	2.0	2.0	8.0	2.0	8.0	5.0	8.0	2.0	2.0	8.0	2.0	2.0	2.0	20.0	87.0	143.0	35.0						
14	607	457	ami klyon candidate	6.0	8.0	6.0	8.0	8.0	6.0	8.0	5.0	5.0	6.0	8.0	5.0	8.0	2.0	8.0	5.0	5.0	6.0	4.0	5.0	8.0	6.0	6.0	6.0	5.0	9.0	9.0	5.0	8.0	8.0	5.0	8.0	86.0	148.0	33.0					
15	5	9	Pradeep jana	5.0	9.0	5.0	5.0	3.0	8.0	3.0	8.0	9.0	5.0	7.0	3.0	4.0	8.0	3.0	8.0	8.0	9.0	8.0	7.0	5.0	7.0	8.0	2.0	4.0	9.0	8.0	5.0	8.0	2.0	8.0	86.0	147.0	41.0						
16	473	492	Sachin Tendulkar	9.0	5.0	5.0	5.0	8.0	8.0	5.0	5.0	5.0	4.0	9.0	9.0	5.0	8.0	3.0	8.0	7.0	1.0	6.0	8.0	8.0	1.0	8.0	5.0	9.0	3.0	6.0	6.0	6.0	5.0	3.0	8.0	86.0	145.0	38.0					
17	602	464	Akash Sutradhar	7.0	6.0	5.0	8.0	8.0	5.0	8.0	8.0	5.0	6.0	6.0	6.0	6.0	0.0	8.0	8.0	5.0	5.0	7.0	9.0	8.0	3.0	8.0	5.0	3.0	5.0	5.0	7.0	7.0	3.0	8.0	86.0	138.0	28.0						
18	404	530	Amer Sahai Malik	5.0	6.0	6.0	2.0	5.0	6.0	2.0	8.0	6.0	5.0	6.0	8.0	8.0	4.0	8.0	3.0	6.0	6.0	4.0	5.0	6.0	3.0	8.0	5.0	6.0	4.0	3.0	3.0	3.0	8.0	85.0	139.0	30.0							
19	10	16	Chandan Jana	6.0	5.0	9.0	8.0	8.0	8.0	5.0	8.0	5.0	6.0	2.0	5.0	5.0	7.0	5.0	8.0	5.0	5.0	4.0	6.0	6.0	2.0	8.0	8.0	2.0	5.0	5.0	8.0	8.0	2.0	8.0	85.0	137.0	32.0						
20	2	1	Ankur Hajek	9.0	2.0	9.0	6.0	6.0	6.0	2.0	8.0	2.0	8.0	5.0	3.0	5.0	5.0	8.0	5.0	6.0	5.0	5.0	5.0	4.0	8.0	4.0	8.0	9.0	5.0	5.0	4.0	9.0	4.0	8.0	84.0	147.0	32.0						
21	624	402	Chirantan Rudra	2.0	6.0	2.0	8.0	5.0	8.0	2.0	8.0	5.0	5.0	6.0	5.0	9.0	8.0	4.0	8.0	5.0	5.0	5.0	8.0	8.0	5.0	4.0	5.0	8.0	2.0	5.0	2.0	5.0	8.0	4.0	8.0	82.0	141.0	37.0					
22	603	462	Sourav De	5.0	5.0	6.0	8.0	8.0	5.0	8.0	5.0	2.0	8.0	10.0	2.0	8.0	2.0	8.0	5.0	5.0	7.0	8.0	4.0	8.0	4.0	2.0	2.0	5.0	6.0	5.0	8.0	8.0	2.0	8.0	1.0	8.0	79.0	135.0	25.0				
23	601	465	Himaya Chakraborty	8.0	6.0	6.0	8.0	5.0	8.0	5.0	8.0	5.0	6.0	2.0	5.0	8.0	8.0	8.0	2.0	8.0	2.0	8.0	8.0	6.0	8.0	2.0	8.0	2.0	6.0	8.0	6.0	6.0	6.0	2.0	8.0	85.0	137.0	28.0					
24	7	11	Sumanta das	1.0	3.0	4.0	8.0	8.0	8.0	1.0	2.0	2.0	3.0	4.0	5.0	2.0	2.0	1.0	2.0	5.0	9.0	8.0	2.0	8.0	2.0	8.0	5.0	5.0	6.0	7.0	8.0	5.0	6.0	5.0	77.0	130.0	36.0						
25	3	2	Temoy Onaku	8.0	5.0	8.0	2.0	5.0	2.0	8.0	3.0	6.0	5.0	4.0	4.0	6.0	3.0	8.0	6.0	2.0	6.0	4.0	6.0	6.0	2.0	8.0	6.0	2.0	6.0	4.0	6.0	6.0	2.0	8.0	77.0	126.0	29.0						
26	401	541	Abul Phakir Jainul Abadin Abdul Kalam	5.0	3.0	5.0	8.0	8.0	3.0	8.0	9.0	8.0	4.0	4.0	5.0	9.0	4.0	8.0	3.0	6.0	5.0	7.0	8.0	8.0	3.0	8.0	2.0	2.0	5.0	8.0	2.0	2.0	2.0	5.0	2.0	8.0	75.0	130.0	22.0				
27	11	17	Utsumi sanika	1.0	7.0	5.0	5.0	7.0	1.0	8.0	4.0	8.0	3.0	3.0	5.0	8.0	8.0	5.0	8.0	8.0	8.0	8.0	5.0	8.0	2.0	8.0	5.0	5.0	5.0	5.0	5.0	5.0	5.0	5.0	8.0	75.0	129.0	24.0					
28	409	538	Ram Chandra Sett	5.0	4.0	6.0	5.0	8.0	5.0	8.0	5.0	2.0	2.0	5.0	8.0	8.0	2.0	8.0	5.0	7.0	2.0	2.0	6.0	8.0	2.0	8.0	4.0	3.0	8.0	5.0	8.0	3.0	5.0	8.0	74.0	129.0	32.0						
29	605	460	Akash Sutradhar	3.0	5.0	6.0	8.0	8.0	3.0	8.0	5.0	2.0	6.0	5.0	5.0	6.0	2.0	8.0	5.0	2.0	1.0	4.0	2.0	5.0	1.0	8.0	2.0	6.0	6.0	2.0	6.0	2.0	8.0	3.0	5.0	2.0	8.0	72.0	115.0	30.0			
30	131	15	Rohit sharma	3.0	6.0	7.0	5.0	5.0	7.0	3.0	8.0	5.0	5.0	8.0	4.0	8.0	4.0	8.0	2.0	3.0	2.0	5.0	8.0	8.0	2.0	8.0	2.0	5.0	2.0	5.0	8.0	8.0	2.0	8.0	71.0	123.0	27.0						
31	407	534	Samaranesh Hazra	3.0	5.0	8.0	5.0	5.0	3.0	8.0	6.0	2.0	3.0	8.0	4.0	8.0	2.0	8.0	3.0	5.0	5.0	8.0	3.0	3.0	8.0	4.0	5.0	2.0	8.0	8.0	2.0	8.0	2.0	8.0	71.0	122.0	30.0						
32	6	10	Samarat das	2.0	6.0	6.0	4.0	5.0	6.0	2.0	8.0	4.0	2.0	4.0	2.0	5.0	2.0	8.0	4.0	6.0	7.0	2.0	2.0	8.0	5.0	5.0	8.0	9.0	7.0	8.0	8.0	5.0	2.0	8.0	71.0	119.0	30.0						
33	9	13	Acinta dey	4.0	2.0	8.0	5.0	6.0	8.0	2.0	8.0	5.0	3.0	8.0	8.0	8.0	3.0	8.0	2.0	2.0	2.0	3.0	8.0	3.0	2.0	2.0	2.0	2.0	2.0	2.0	2.0	2.0	2.0	2.0	71.0	119.0	21.0						
34	804	461	Himaya Chakraborty	2.0	5.0	6.0	8.0	5.0	2.0	8.0	5.0	5.0	5.0	5.0	5.0	5.0	5.0	8.0	5.0	6.0	5.0	4.0	7.0	1.0	7.0	1.0	8.0	1.0	6.0	2.0	2.0	6.0	1.0	2.0	4.0	5.0	6.0	6.0	2.0	6.0	6.0	132.0	23.0
35	130	14	Virat																																								

Yoga and Slim Center

Phone: 8584960582, Email: teamycsas@gmail.com

Competition Date: 28/09/2019 to 28/09/2019

This result is generated through Yoga Scoring System (YSS). Contact No. 9088560464, Email: teamycsas@gmail.com

Result on ET cum Scrutiny Sheet
Group Name : 6 to 8 Years Girls (Female)

Candidate Details				Trisha dutta				Pradip Seal				Dola Bhattacharjee				Sharmila manna				Arunima Hazra				Summary										
Rank	Tag No.	YSS ID	Name	A1	A2	A3	A4	Total	A1	A2	A3	A4	Total	A1	A2	A3	A4	Total	A1	A2	A3	A4	Total	ET	OT1	GT	AT1	AT2	AT3					
1	125	1374	payel paul	7.0	6.0	7.0	9.0	29.0	8.0	7.0	7.0	8.0	30.0	7.0	7.0	6.0	9.0	29.0	7.0	6.0	7.0	8.0	28.0	8.0	8.0	7.0	8.0	31.0	88.0	42.00	147.0	37.00	34.00	34.00
2	126	1386	pritti polley	7.0	7.0	8.0	8.0	30.0	5.0	7.0	7.0	7.0	26.0	6.0	6.0	8.0	8.0	28.0	7.0	7.0	7.0	7.0	28.0	6.0	7.0	8.0	7.0	28.0	84.0	37.00	140.0	31.00	34.00	38.00
3	123	1399	anamika mondal	7.0	7.0	7.0	8.0	29.0	7.0	5.0	8.0	7.0	27.0	6.0	5.0	7.0	8.0	26.0	6.0	6.0	7.0	7.0	26.0	8.0	7.0	7.0	8.0	30.0	82.0	38.00	138.0	34.00	30.00	36.00
4	127	1376	sradha das	8.0	6.0	7.0	8.0	29.0	6.0	6.0	7.0	6.0	25.0	7.0	6.0	6.0	6.0	25.0	7.0	6.0	6.0	6.0	25.0	7.0	5.0	7.5	7.0	26.5	76.5	33.00	130.5	35.00	29.00	33.50

Abbreviation	Yoga Id	Yoga Name	Full Marks
A1	5	Asana1	10
A2	6	Asana2	10
A3	7	Asana3	10
A4	200	Optional1	10

Abbreviations: **ET:** Effective Total which is the total after eliminating the Highest and Lowest totals, **GT:** Grand Total which is the total of all totals without eliminating highest and lowest, **OT:** Optional Total, **AT:** Asana Total

YSS Id	Judge Name	Signature
84	Trisha dutta	
86	Pradip Seal	
87	Dola Bhattacharjee	
88	Sharmila manna	
89	Arunima Hazra	

Signature of Scrutineer/Admin



5th Year All Bengal Invitational Yogasan Competition, 2019, Paikpara, Kolkata 700002

Mohit Moitra Mancha

North Calcutta Yoga Era Society

Phone: 8697932131, Email: tanujadutta07@gmail.com

Competition Date: 08/09/2019 to 08/09/2019

This result is generated through Yoga Scoring System (YSS). Contact No. 9088560464, Email: teamycsas@gmail.com

Result on ET

Group Name : 18 to 25 Years Male (Male)

Rank	Tag No.	YSS ID	Name	Organization	ET	Optional1	GT	Asana1	Asana2	Asana3	DOB
1	530	863	Deep Jana	Susoma Yoga Centre	92.00	42.00	151.00	35.00	37.00	37.00	Not Verified
2	482	347	Dibyajit Das		91.00	45.00	150.00	36.00	34.00	35.00	Not Verified
3	1011	815	RAJIB KUNDU	self	89.00	41.00	149.00	38.00	37.00	33.00	Not Verified
4	523	867	Indranil Choudhary	Susoma Yoga Centre	88.00	39.00	146.00	36.00	34.00	37.00	Not Verified
5	1003	764	SUJAY GHOSH	YOGA ERA	87.00	44.00	147.00	35.00	33.00	35.00	Not Verified
6	1026	844	GANESH PAUL	self	87.00	42.00	145.00	34.00	34.00	35.00	Not Verified
7	550	733	Sourya Bagchi	Sahaganj Bayam Samity	87.00	42.00	144.00	36.00	33.00	33.00	Not Verified
8	540	230	Suman Sarkar	Santipur Deshbandhu Bayam Samity	86.00	40.00	145.00	34.00	36.00	35.00	Not Verified
9	660	749	Sourik Karar	Jhorehat Athletic Club	85.00	39.00	140.00	33.00	34.00	34.00	Not Verified
10	403	459	Chirantan Rudra	Yog Panacia	85.00	36.00	141.00	31.00	39.00	35.00	Not Verified
11	621	769	AYAN MANNA	B.S.Y.T.C	84.00	38.00	141.00	35.00	35.00	33.00	Not Verified
12	652	723	Babin Paramanik		83.00	42.00	141.00	31.00	35.00	33.00	Not Verified
13	698	688	Rohan Mondal	Sathi yoga and fit point	83.00	40.00	141.00	31.00	34.00	36.00	Not Verified
14	402	455	Sayandeep Mishra	Yog Panacia	83.00	38.00	137.00	35.00	32.00	32.00	Not Verified
15	661	751	Biplab Adak	Jhorehat Athletic Club	83.00	36.00	140.00	33.00	36.00	35.00	Not Verified
16	401	450	Tushar Harijan	Yog Panacia	82.00	35.00	137.00	32.00	35.00	35.00	Not Verified
17	222	378	Souravmallick	Shree sitalatirtha trust commity	81.00	33.00	134.00	35.00	32.00	34.00	Not Verified
18	531	765	Souvik Roy		79.00	36.00	134.00	31.00	36.00	31.00	Not Verified
19	642	710	Sumon Saha	Parbo yoga center	79.00	36.00	132.00	35.00	32.00	29.00	Not Verified
20	1012	813	SUBHROJYOTI SAHA	self	78.00	36.00	134.00	32.00	35.00	31.00	Not Verified
21	128	133	Arijit Kumar saho	ANISHA SCHOOL FOR YOGA CULTURE	78.00	35.00	129.00	29.00	34.00	31.00	Not Verified
22	644	715	Tanay Pal	Parbo yoga center	78.00	34.00	130.00	33.00	32.00	31.00	Not Verified
23	559	502	Saikat Panda	Tilotamma Yoga Kalakendra	78.00	34.00	130.00	32.00	31.00	33.00	Not Verified
24	524	760	Bishu Das		77.00	33.00	130.00	32.00	32.00	32.00	Not Verified

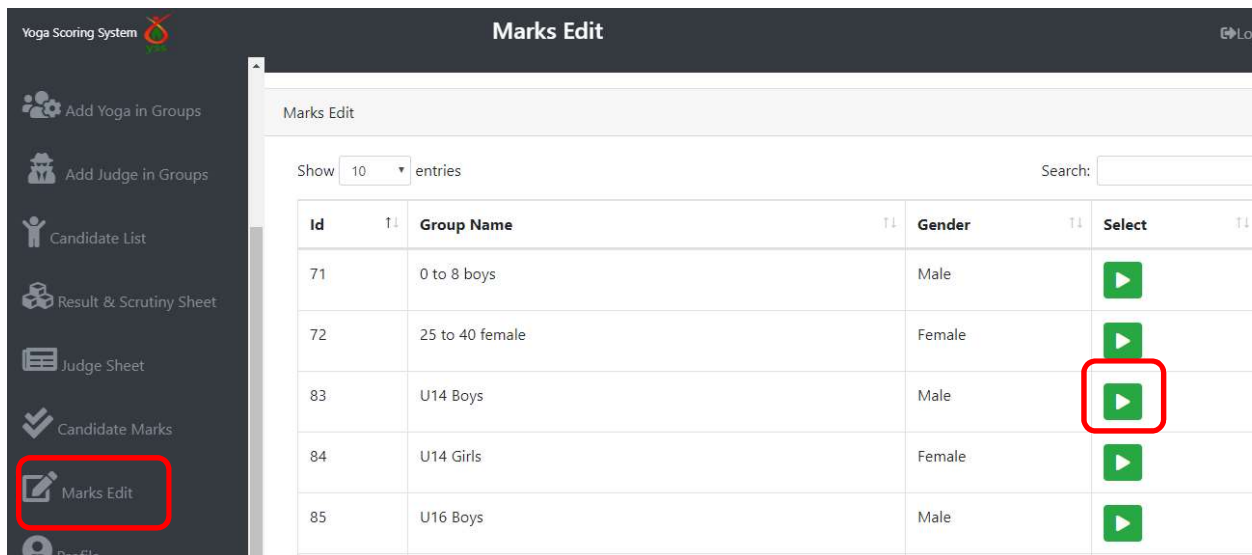
Result on ET cum Scrutiny Sheet Group Name : 18 to 25 Years Male (Male)

Candidate Details				sushama halder				Arup sarkar				Phatik Dhibar				Surajityog				Suchandan Bagui				Summary										
Rank	Tag No.	YSS ID	Name	A1	A2	A3	A4	Total	A1	A2	A3	A4	Total	A1	A2	A3	A4	Total	A1	A2	A3	A4	Total	A1	A2	A3	A4	Total	ET	OT1	GT	AT1	AT2	AT3
1	530	863	Deep Jana	8.0	8.0	8.0	9.0	33.0	8.0	8.0	8.0	9.0	33.0	6.0	7.0	8.0	9.0	30.0	7.0	7.0	7.0	8.0	29.0	6.0	7.0	6.0	7.0	26.0	92.0	42.00	151.0	35.00	37.00	37.00
2	482	347	Dibyajit Das	6.0	6.0	7.0	8.0	27.0	8.0	7.0	7.0	9.0	31.0	7.0	7.0	8.0	10.0	32.0	8.0	7.0	7.0	9.0	31.0	7.0	7.0	6.0	9.0	29.0	91.0	45.00	150.0	36.00	34.00	35.00
3	1011	815	RAJIB KUNDU	7.0	7.0	6.0	8.0	28.0	8.0	7.0	6.0	8.0	29.0	8.0	8.0	7.0	8.0	31.0	8.0	8.0	7.0	9.0	32.0	7.0	7.0	7.0	8.0	29.0	89.0	41.00	149.0	38.00	37.00	33.00
4	523	867	Indranil Choudhary	7.0	7.0	7.0	8.0	29.0	7.0	7.0	7.0	7.0	28.0	8.0	6.0	8.0	8.0	30.0	7.0	7.0	8.0	8.0	30.0	7.0	7.0	7.0	8.0	29.0	88.0	39.00	146.0	36.00	34.00	37.00
5	1003	764	SUJAY GHOSH	5.0	6.0	7.0	9.0	27.0	7.0	6.0	6.0	8.0	27.0	8.0	7.0	8.0	10.0	33.0	8.0	7.0	7.0	9.0	31.0	7.0	7.0	7.0	8.0	29.0	87.0	44.00	147.0	35.00	33.00	35.00
6	1026	844	GANESH PAUL	7.0	6.0	7.0	8.0	28.0	7.0	7.0	7.0	9.0	30.0	7.0	7.0	7.0	9.0	30.0	7.0	7.0	7.0	8.0	29.0	6.0	7.0	7.0	8.0	28.0	87.0	42.00	145.0	34.00	34.00	35.00
7	550	733	Sourya Bagchi	6.0	6.0	6.0	8.0	26.0	7.0	6.0	6.0	9.0	28.0	8.0	6.0	7.0	9.0	30.0	8.0	8.0	7.0	8.0	31.0	7.0	7.0	7.0	8.0	29.0	87.0	42.00	144.0	36.00	33.00	33.00
8	540	230	Suman Sarkar	6.0	7.0	6.0	8.0	27.0	7.0	7.0	7.0	7.0	28.0	7.0	7.0	7.0	9.0	30.0	8.0	8.0	8.0	8.0	32.0	6.0	7.0	7.0	8.0	28.0	86.0	40.00	145.0	34.00	36.00	35.00
9	660	749	Sourik Karar	6.0	7.0	6.0	8.0	27.0	7.0	7.0	7.0	8.0	29.0	7.0	7.0	7.0	8.0	29.0	7.0	7.0	7.0	8.0	29.0	6.0	7.0	6.0	7.0	26.0	85.0	39.00	140.0	33.00	34.00	34.00
10	403	459	Chirantan Rudra	6.0	7.0	7.0	7.0	27.0	7.0	8.0	7.0	8.0	30.0	6.0	9.0	8.0	7.0	30.0	6.0	8.0	7.0	7.0	28.0	6.0	7.0	6.0	7.0	26.0	85.0	36.00	141.0	31.00	39.00	35.00
11	621	769	AVAN MANNA	6.0	7.0	6.0	7.0	26.0	8.0	6.0	6.0	8.0	28.0	8.0	7.0	7.0	9.0	31.0	7.0	8.0	7.0	7.0	29.0	6.0	7.0	7.0	7.0	27.0	84.0	38.00	141.0	35.00	35.00	33.00
12	652	723	Babin Paramanik	5.0	6.0	6.0	8.0	25.0	5.0	7.0	6.0	9.0	27.0	9.0	8.0	7.0	9.0	33.0	6.0	7.0	7.0	8.0	28.0	6.0	7.0	7.0	8.0	28.0	83.0	42.00	141.0	31.00	35.00	33.00
13	698	688	Rohan Mondal	6.0	6.0	7.0	8.0	27.0	5.0	7.0	7.0	8.0	27.0	6.0	7.0	8.0	8.0	29.0	8.0	8.0	7.0	8.0	31.0	6.0	6.0	7.0	8.0	27.0	83.0	40.00	141.0	31.00	34.00	36.00
14	402	455	Sayandeep Mishra	6.0	6.0	6.0	7.0	25.0	7.0	7.0	6.0	8.0	28.0	8.0	6.0	7.0	8.0	29.0	8.0	7.0	6.0	8.0	29.0	6.0	6.0	7.0	7.0	26.0	83.0	38.00	137.0	35.00	32.00	32.00
15	661	751	Biplab Adak	6.0	7.0	7.0	7.0	27.0	6.0	7.0	8.0	8.0	29.0	8.0	7.0	6.0	6.0	27.0	7.0	8.0	8.0	8.0	31.0	6.0	7.0	6.0	7.0	26.0	83.0	36.00	140.0	33.00	36.00	35.00
16	401	450	Tushar Harijan	6.0	7.0	7.0	7.0	27.0	6.0	7.0	7.0	7.0	27.0	6.0	7.0	7.0	7.0	27.0	7.0	7.0	7.0	7.0	28.0	7.0	7.0	7.0	7.0	28.0	82.0	35.00	137.0	32.00	35.00	35.00
17	222	378	Souravmallick	6.0	6.0	6.0	6.0	24.0	7.0	6.0	7.0	6.0	26.0	8.0	6.0	8.0	7.0	29.0	7.0	7.0	7.0	7.0	28.0	7.0	7.0	6.0	7.0	27.0	81.0	33.00	134.0	35.00	32.00	34.00
18	531	765	Souvik Roy	5.0	7.0	6.0	7.0	25.0	6.0	6.0	6.0	7.0	25.0	8.0	8.0	6.0	8.0	30.0	6.0	8.0	6.0	7.0	27.0	6.0	7.0	7.0	7.0	27.0	79.0	36.00	134.0	31.00	36.00	31.00
19	642	710	Sumon Saha	6.0	6.0	6.0	7.0	25.0	6.0	6.0	6.0	8.0	26.0	9.0	7.0	5.0	7.0	28.0	7.0	6.0	6.0	7.0	26.0	7.0	7.0	6.0	7.0	27.0	79.0	36.00	132.0	35.00	32.00	29.00
20	1012	813	SUBHROJYOTI SAHA	6.0	6.0	6.0	7.0	25.0	6.0	7.0	6.0	8.0	26.0	8.0	9.0	7.0	8.0	32.0	6.0	6.0	6.0	6.0	24.0	6.0	7.0	6.0	7.0	26.0	78.0	36.00	134.0	32.00	35.00	31.00

Marks Edit

A judge can edit marks during marks giving process when the candidates are performing on stage. But after that he cannot change marks given by him. If marks edit requirement arises at latter stage of the event, only Admin can edit marks. But remember that marks should not be edited after declaration of result. Admin can edit marks in consultation with the corresponding judge. While editing marks, a reason for marks change should be written in the box provided. This reason will be displayed to the candidate also.






To change marks, click “Marks Edit” option and then select the group.



Now select the candidate whose marks needs to be changed:






Marks Edit
Group Name : U14 Boys
Gender : Male

Show entries Search:

Tag No	Candidate Name	Id	Select
1	Rupesh Shaw	0	
2	Ankur Nayek	1	
3	Tanmoy Chaku	2	
4	Kartick patra	8	
5	Pradeep patra	9	

Now select the judge whose marks you want to change:

Marks Edit
Group Name : U14 Boys
Gender : Male
Candidate Name : Tanmoy Chaku
Tag No. : 3

Judge Id	Judge Name	Select
8	Manik Pradhan	
9	Judge 2	
10	Judge 3	
11	judge 4	
12	judge 5	

Now select the asana:

Marks Edit

Group Name : U14 Boys

Gender : Male

Candidate Name : Tanmoy Chaku

Tag No. : 3

Judge Name : Manik Pradhan

Yoga Id	Yoga Name	Max Marks	Select
24	Group A	10	
25	Group B	10	
199	Group C	10	
200	Optional1	10	
201	Optional2	10	

It is displaying the old marks (6.0) which was given:

Marks Edit

Group Name : U14 Boys

Gender : Male

Candidate Name : Tanmoy Chaku

Tag No. : 3

Judge Name : Manik Pradhan

Yoga Name : Group C

Type New Marks:

6.0

Type the reason of marks change here. This reason will be displayed to the candidate.

Save

Type a new mark on that box and type reason of marks change and then Save it.

CONCLUSION

We have developed the system for the welfare of Yoga culture. We work very hard for last 3 years to develop such an online system. We are very much thankful to all the yoga people who helped a lot to understand the problem and guide us to develop this Yoga Scoring System. Our effort will be successful if it reaches to every corner of the world. We have the problem in funding but still we manage to develop. All the members of the team YSS are computer engineers. It is a brainchild of these young engineers. We have a lots of new features in our mind to make such event more colorful and interesting. All will be implemented in the future.